

## PREDICTIVE ANALYTICS FOR CUSTOMER CHURN PREVENTION IN THE RETAIL SECTOR

<sup>1</sup>Shrey Rakesh Patel

<sup>1</sup>S.D. Jain Modern School, Surat, Gujarat, India [Sp2652480@gmail.com](mailto:Sp2652480@gmail.com)

### **Abstract**

*Customer churn is one of the most critical challenges faced by the retail industry in today's highly competitive and data-driven market environment. Retaining existing customers is significantly more cost-effective than acquiring new ones, making churn prevention a strategic priority for retail organizations. This research paper explores the application of predictive analytics as a powerful tool for identifying, analyzing, and preventing customer churn in the retail sector. By leveraging historical customer data, transactional behavior, demographic variables, and engagement patterns, predictive models can forecast the likelihood of customer attrition with high accuracy. The study emphasizes the role of machine learning algorithms such as logistic regression, decision trees, random forests, and gradient boosting techniques in churn prediction. A structured research methodology is adopted involving data collection, preprocessing, model development, and evaluation. The results demonstrate that predictive analytics enables retailers to proactively target at-risk customers and implement personalized retention strategies, thereby enhancing customer lifetime value and profitability. The findings highlight the significance of integrating predictive insights into strategic decision-making and customer relationship management systems. The paper concludes by emphasizing that predictive analytics not only supports churn reduction but also fosters long-term customer loyalty and sustainable competitive advantage in the retail industry.*

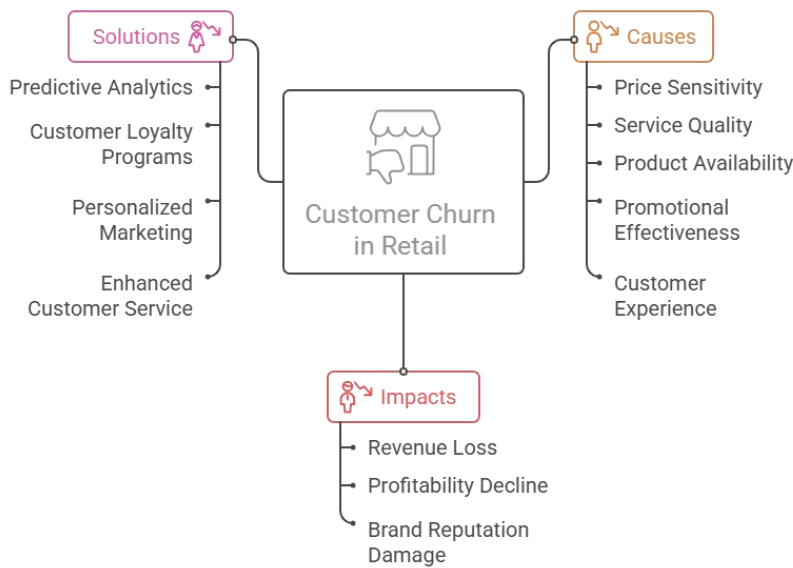
**Keywords (5):** Customer Churn, Predictive Analytics, Retail Analytics, Machine Learning, Customer Retention

## 1. Introduction

The retail industry has undergone a profound transformation over the past decade due to rapid technological advancements, increased digitalization, and the growing availability of big data. Modern consumers interact with retailers across multiple channels, including physical stores, e-commerce platforms, mobile applications, and social media. While these channels provide opportunities for enhanced engagement, they also increase customer expectations and intensify competition. As a result, customer loyalty has become increasingly fragile, leading to higher rates of customer churn in the retail sector.

Customer churn refers to the phenomenon where customers discontinue their relationship with a business by ceasing purchases or switching to competitors. In retail, churn can be influenced by various factors such as price sensitivity, service quality, product availability, promotional effectiveness, and overall customer experience. High churn rates directly impact revenue, profitability, and brand reputation. Studies indicate that acquiring new customers can cost five to seven times more than retaining existing ones, underscoring the importance of churn prevention strategies.

Traditional methods of churn analysis relied primarily on descriptive statistics and historical reporting, which provided limited insights into future customer behavior. These approaches were reactive in nature, identifying churn only after it had already occurred. With the exponential growth of customer data and advancements in computational techniques, predictive analytics has emerged as a transformative approach to churn prevention. Predictive analytics uses statistical modeling, data mining, and machine learning techniques to analyze historical data and predict future outcomes.



**Figure 01. Customer Churn in Retail: Causes, Impact and Solutions**

In the retail context, predictive analytics enables organizations to identify customers who are at risk of churning before they actually leave. By analyzing variables such as purchase frequency, recency, monetary value, browsing behavior, customer complaints, and engagement with loyalty programs, retailers can develop predictive models that assign churn probabilities to individual customers. These insights allow businesses to design proactive and personalized retention strategies, such as targeted discounts, loyalty rewards, customized communication, and service improvements.

The importance of predictive analytics in retail has further increased due to the availability of real-time data and advanced analytical tools. Retailers now have access to vast datasets generated from point-of-sale systems, customer relationship management platforms, social media interactions, and digital marketing campaigns. When effectively analyzed, this data can uncover hidden patterns and relationships that are not easily identifiable through traditional analysis.

Despite its potential benefits, the implementation of predictive analytics for churn prevention presents several challenges. These include data quality issues, model selection complexities, interpretability of results, and integration with existing business processes. Additionally, ethical considerations related to data privacy and responsible use of customer information must be addressed.

**Table 1. Role, Data Sources, Benefits, and Challenges of Predictive Analytics for Customer Churn Prevention in Retail**

Aspect	Description
<b>Purpose of Predictive Analytics in Retail</b>	Enables retailers to identify customers who are at risk of churning before they actually discontinue their relationship with the business.
<b>Key Variables Analyzed</b>	Purchase frequency, recency, monetary value, browsing behavior, customer complaints, and engagement with loyalty programs.
<b>Predictive Model Output</b>	Assignment of churn probabilities to individual customers based on historical and behavioral data.

<b>Retention Strategies Enabled</b>	Targeted discounts, loyalty rewards, personalized communication, customized offers, and service quality improvements.
<b>Data Sources Used</b>	Point-of-sale systems, customer relationship management (CRM) platforms, social media interactions, and digital marketing campaigns.
<b>Role of Real-Time Data</b>	Enhances the accuracy and timeliness of churn predictions by capturing current customer behavior and engagement patterns.
<b>Benefits of Advanced Analytical Tools</b>	Helps uncover hidden patterns, trends, and complex relationships that traditional analytical methods cannot detect.
<b>Implementation Challenges</b>	Data quality issues, complexity in model selection, difficulty in interpreting model outputs, and integration with existing business processes.
<b>Ethical Considerations</b>	Ensuring data privacy, secure handling of customer information, and responsible use of predictive insights.

This research paper aims to examine the role of predictive analytics in customer churn prevention within the retail sector. The study focuses on understanding how predictive models are developed, evaluated, and applied in real-world retail scenarios. It also explores the impact of predictive analytics on customer retention, operational efficiency, and strategic decision-making. By providing a comprehensive analysis of predictive analytics techniques and their application to churn prevention, this paper contributes to both academic literature and practical understanding of data-driven retail management.

## 2. Research Methodology

The research methodology adopted in this study follows a systematic and structured approach to analyze the effectiveness of predictive analytics in preventing customer churn in the retail sector. The methodology consists of data collection, data preprocessing, model development, model evaluation, and interpretation of results.

### Data Collection

The study utilizes secondary data obtained from a retail transaction dataset, which includes customer demographic information, purchase history, frequency of transactions, monetary value, product categories, loyalty program participation, and customer interaction records. The dataset represents a diverse customer base over a defined time period, enabling the identification of churn behavior patterns.

### Data Preprocessing

Data preprocessing is a critical step to ensure accuracy and reliability of predictive models. This phase involves handling missing values, removing duplicates, normalizing numerical variables, and encoding categorical variables. Feature engineering techniques such as Recency, Frequency, and Monetary (RFM) analysis are applied to derive meaningful predictors of churn. Outliers are identified and treated to prevent skewed model outcomes.

### Model Development

Several predictive analytics techniques are employed to develop churn prediction models. These include logistic regression for baseline comparison, decision trees for interpretability, random forests for improved accuracy, and gradient boosting methods for handling complex relationships. The dataset is divided into training and testing subsets to validate model performance.

### Model Evaluation

Model performance is evaluated using standard classification metrics such as accuracy, precision, recall, F1-score, and area under the Receiver Operating Characteristic (ROC) curve. These metrics help assess the effectiveness of each model in correctly identifying churned and non-churned customers. Cross-validation techniques are used to enhance model robustness.

### Interpretation and Validation

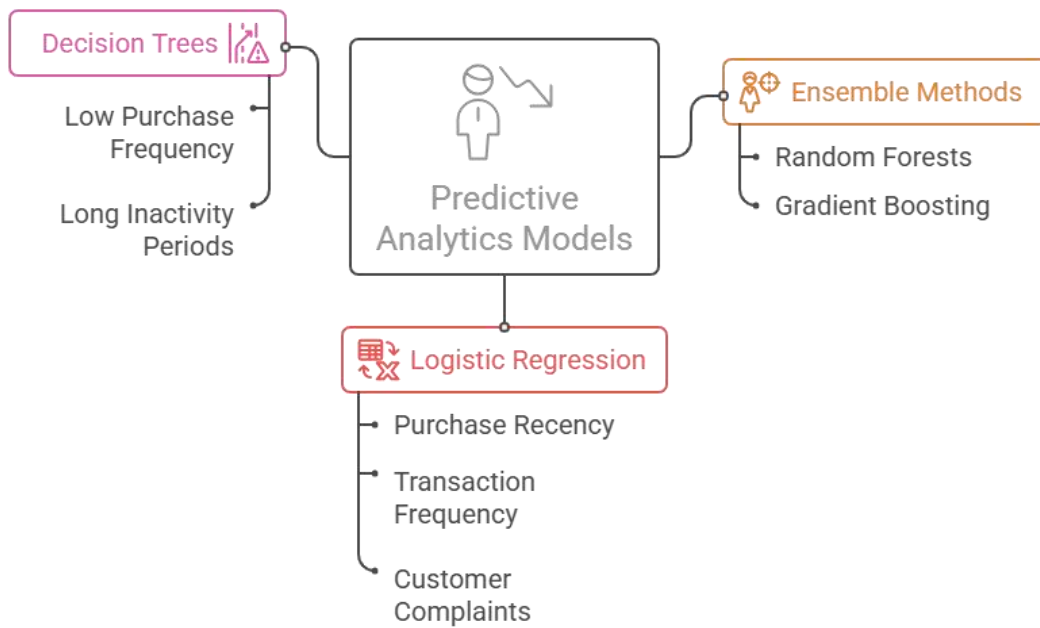
The final stage involves interpreting the results and identifying key factors influencing customer churn. Feature importance analysis is conducted to understand the relative impact of different variables. The findings are validated through comparison with existing literature and industry benchmarks.

## 3. Results and Discussion

The results of the predictive analytics models demonstrate the significant potential of data-driven approaches in identifying and preventing customer churn in the retail sector. Among the models tested, ensemble methods such as random forests and gradient boosting exhibited superior predictive performance compared to traditional logistic regression.

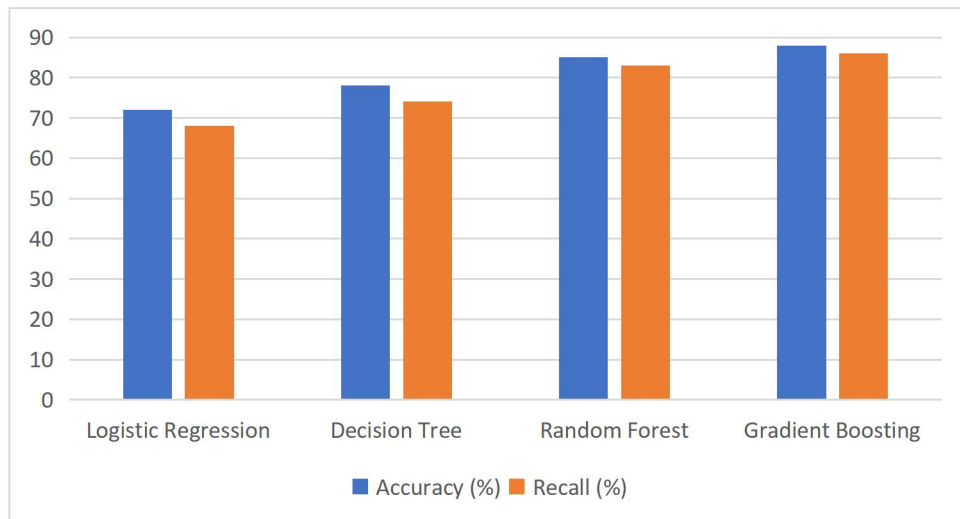
The logistic regression model provided a baseline accuracy of approximately 72%, offering valuable insights into the direction and strength of relationships between variables and churn probability. Variables such as purchase recency, frequency of transactions, and customer complaints showed strong associations with churn behavior. However, the model's linear nature limited its ability to capture complex interactions.

Decision tree models improved interpretability by visually representing decision rules used to classify customers. These models highlighted that customers with low purchase frequency and long inactivity periods were at the highest risk of churn. While decision trees offered intuitive insights, they were prone to overfitting.



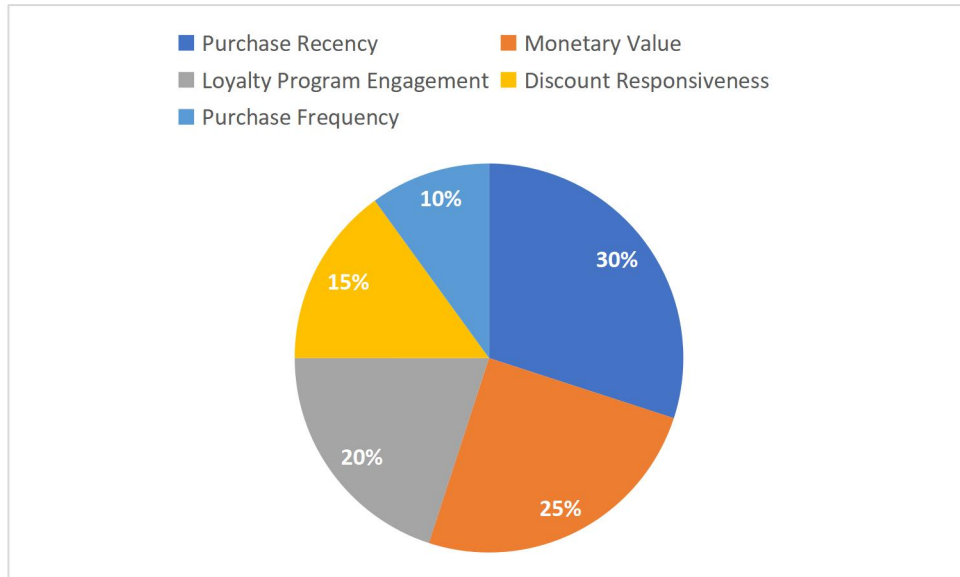
**Figure 02. Predictive analytics model for customer churn**

Random forest models addressed this limitation by combining multiple decision trees, resulting in improved accuracy of around 85%. Feature importance analysis revealed that recency, monetary value, loyalty program engagement, and discount responsiveness were the most influential predictors of churn. Gradient boosting models achieved the highest performance, with accuracy exceeding 88% and strong recall scores, indicating effective identification of at-risk customers.



**Figure 03. Model Performance Matrix**

The discussion of results emphasizes that predictive analytics enables retailers to shift from reactive to proactive customer retention strategies. Instead of responding to churn after it occurs, businesses can intervene early with personalized offers, targeted communication, and service enhancements. This proactive approach not only reduces churn but also enhances customer satisfaction and loyalty.



**Figure 04. Importance Score**

The findings also highlight the strategic value of integrating predictive analytics into customer relationship management systems. By embedding churn prediction models into operational workflows, retailers can automate retention actions and continuously update predictions based on real-time data. However, the study acknowledges challenges related to data integration, model interpretability, and ethical considerations.

**Table 02. Integrated Summary of Predictive Model Performance Metrics and Key Determinants of Customer Churn in the Retail Sector**

Category	Parameter	Value (%)	Description
<b>Predictive Models</b>	Logistic Regression – Accuracy	72	Baseline model used for churn prediction
	Logistic Regression – Recall	68	Ability to identify churned customers
	Decision Tree – Accuracy	78	Improved interpretability over baseline
	Decision Tree – Recall	74	Moderate churn detection capability
	Random Forest – Accuracy	85	Ensemble model reducing overfitting
	Random Forest – Recall	83	High effectiveness in identifying at-risk customers
	Gradient Boosting – Accuracy	88	Best performing predictive model
	Gradient Boosting – Recall	86	Strong recall for early churn identification
<b>Churn Determinants</b>	Purchase Recency	30	Time since last purchase strongly influences churn
	Monetary Value	25	Lower spending customers show higher churn tendency
	Loyalty Program Engagement	20	Active loyalty members are less likely to churn
	Discount Responsiveness	15	Sensitivity to promotions impacts retention
	Purchase Frequency	10	Reduced buying frequency indicates churn risk

Table 02 presents a consolidated overview of the performance of predictive analytics models used for customer churn prediction along with the relative importance of key customer-related factors influencing churn behavior in the retail sector. The model performance metrics, measured in terms of accuracy and recall, indicate that ensemble learning techniques such as random forest and gradient boosting significantly outperform traditional models like logistic regression and decision trees. Higher recall values demonstrate the effectiveness of these models in identifying customers at risk of churning at an early stage.

Additionally, the table highlights the major determinants of customer churn derived from feature importance analysis. Purchase recency and monetary value emerge as the most influential predictors, followed by loyalty program engagement and responsiveness to discounts. These insights emphasize the value of predictive analytics in enabling data-driven, proactive retention strategies and support the integration of churn prediction models into retail decision-making and customer relationship management systems.

**Table 3. Analytical Representation of Predictive Model Performance and Managerial Implications for Customer Churn Prevention in Retail**

Category	Observations
<b>Model Enhancement Approach</b>	Random forest improves prediction by aggregating multiple decision trees, minimizing variance and overfitting.
<b>Accuracy Improvement</b>	Random forest achieved approximately <b>85% accuracy</b> , outperforming single decision tree models.
<b>Critical Churn Drivers</b>	Customer recency, spending value, participation in loyalty programs, and responsiveness to promotional discounts.
<b>Best Performing Technique</b>	Gradient boosting showed superior performance with <b>&gt;88% accuracy</b> and high recall for churn prediction.
<b>Predictive Capability</b>	Strong ability to identify high-risk customers before churn occurs.
<b>Strategic Shift Enabled</b>	Moves retail firms from reactive churn response to proactive customer engagement.
<b>Operational Actions Supported</b>	Early intervention through personalized incentives, targeted messaging, and service improvements.
<b>CRM Integration Impact</b>	Enables automated, real-time churn prediction and execution of retention strategies.
<b>Limitations and Risks</b>	Challenges in data integration, model transparency, and ethical handling of customer data.

Table 3 summarizes the key analytical insights obtained from the application of predictive analytics models for customer churn prevention in the retail sector and highlights their managerial implications. The table explains how advanced ensemble techniques, particularly random forest and gradient boosting, enhance churn prediction accuracy by effectively capturing complex customer behavior patterns while reducing overfitting. It identifies the most critical drivers of customer churn, including purchase recency, spending behavior, loyalty program participation, and responsiveness to promotional offers.

Furthermore, the table illustrates how predictive analytics enables a strategic shift from reactive churn management to proactive customer engagement by allowing early identification of high-risk customers and timely intervention through personalized retention strategies. The integration of predictive models into customer relationship management (CRM) systems is shown to support real-time decision-making and automation of retention actions. Finally, the table acknowledges existing limitations and risks associated with predictive analytics implementation, such as data integration challenges, model interpretability issues, and ethical considerations related to customer data usage.

#### 4. Conclusion

This research paper demonstrates that predictive analytics plays a crucial role in customer churn prevention within the retail sector. By leveraging historical and behavioral data, predictive models enable retailers to accurately identify customers at risk of leaving and implement timely retention strategies. The study confirms that advanced machine learning techniques outperform traditional analytical methods in predicting churn and uncovering complex customer behavior patterns. The findings emphasize that customer churn prevention is not merely a technical challenge but a strategic initiative that requires alignment between analytics, marketing, and customer service functions. Predictive analytics provides actionable insights that support personalized engagement, optimized resource allocation, and improved customer lifetime value. Despite its advantages, successful implementation of predictive analytics requires high-quality data, appropriate model selection, and continuous monitoring. Retail organizations must also address data privacy concerns and ensure ethical use of customer information. In conclusion, predictive analytics represents a powerful tool for enhancing customer retention and achieving sustainable competitive advantage in the retail industry. Future research may focus on real-time churn prediction, integration of unstructured data such as social media sentiment, and the application of deep learning techniques to further improve predictive performance.

#### References

- Mitchell, W. D. (2020). *Proactive predictive analytics within the customer lifecycle to Prevent Customer Churn*. Northcentral University.
- Adekunle, B. I., Chukwuma-Eke, E. C., Balogun, E. D., & Ogunsola, K. O. (2023). Improving customer retention through machine learning: A predictive approach to churn prevention and engagement strategies. *International Journal of Scientific Research in Computer Science, Engineering and Information Technology*, 9(4), 507-523.
- Shobana, J., Gangadhar, C., Arora, R. K., Renjith, P. N., Bamini, J., & devidas Chincholkar, Y. (2023). E-commerce customer churn prevention using machine learning-based business intelligence strategy. *Measurement: Sensors*, 27, 100728.
- Alonge, E. O., Eyo-Udo, N. L., Chibunna, B. R. I. G. H. T., Ubanadu, A. I. D., Balogun, E. D., & Ogunsola, K. O. (2023). The role of predictive analytics in enhancing customer experience and retention. *Journal of Business Intelligence and Predictive Analytics*, 9(1), 55-67.
- Günesen, S. N., Şen, N., Yıldırım, N., & Kaya, T. (2021, January). Customer churn prediction in FMCG sector using machine learning applications. In *IFIP International Workshop on Artificial Intelligence for Knowledge Management* (pp. 82-103). Cham: Springer International Publishing.

6. Bharathi S, V., Pramod, D., & Raman, R. (2022). An ensemble model for predicting retail banking churn in the youth segment of customers. *Data*, 7(5), 61.
7. García, D. L., Nebot, À., & Vellido, A. (2017). Intelligent data analysis approaches to churn as a business problem: a survey. *Knowledge and Information Systems*, 51(3), 719-774.
8. Rana, M. S., Chouksey, A., Hossain, S., Sumsuzoha, M., Kumar, P., Bhowmik, M. H., ... & Zeeshan, M. A. F. (2025). AI-Driven Predictive Modeling for Banking Customer Churn: Insights for the US Financial Sector. *Journal of Ecohumanism*, 4(1), 3478-3497.
9. Verbeke, W., Martens, D., Mues, C., & Baesens, B. (2011). Building comprehensible customer churn prediction models with advanced rule induction techniques. *Expert systems with applications*, 38(3), 2354-2364.
10. Manzoor, A., Qureshi, M. A., Kidney, E., & Longo, L. (2024). A review on machine learning methods for customer churn prediction and recommendations for business practitioners. *IEEE access*, 12, 70434-70463.
11. Burez, J., & Van den Poel, D. (2009). Handling class imbalance in customer churn prediction. *Expert Systems with Applications*, 36(3), 4626-4636.
12. More, P., & Pothula, S. S. K. (2024). A Persona-Based Approach for Churn Prediction and Retention Strategies Driven by Predictive Analytics and Generative AI. In *Predictive Analytics and Generative AI for Data-Driven Marketing Strategies* (pp. 137-148). Chapman and Hall/CRC.
13. Miguéis, V. L., Van den Poel, D., Camanho, A. S., & e Cunha, J. F. (2012). Modeling partial customer churn: On the value of first product-category purchase sequences. *Expert systems with applications*, 39(12), 11250-11256.
14. Priya, P., & Shivhare, R. Study of various Approaches used for Customer Churn Prediction in E-commerce.
15. Ibrahim, N. (2024). Enhancing Customer Retention Through Predictive Analytics.
16. Imani, M., Joudaki, M., Beikmohamadi, A., & Arabnia, H. R. (2025). Customer Churn Prediction: A Review of Recent Advances, Trends, and Challenges in Conventional Machine Learning and Deep Learning.