

ASSESSING BLOCK CHAIN'S ROLE IN ENHANCING EFFICIENCY,
TRANSPARENCY, AND SECURITY IN INDIAN BANKING

Rahul Bhargava^{1*}, Dr. Jai Prakash Yadav²

^{1*}(Phd Scholar, School of Commerce and Management ,Sardar patel University, Balaghat M.P.)

²(Dean ,School of Commerce and Management, Sardar Patel University Balaghat M.P.)

***Corresponding Author:**

Abstract-*The financial world has been changed by blockchain technology, which improves security, openness, and speed. This research evaluates the block chain's potential to change the Indian banking system, focusing on its ability to fix flaws, boost security, and help more people get access to money. Leading Indian banks like SBI, Punjab National Bank (PNB), ICICI Bank, HDFC Bank, Axis Bank, and foreign banks like HSBC and Citibank were looked at to see how they integrated blockchain technology., this research highlights real-world applications, operational benefits, and challenges faced in large-scale implementation. The study employs descriptive and exploratory research methodologies, utilizing primary and secondary data collection methods. Surveys, structured interviews, and case studies were conducted with banking professionals, fintech experts, and customers, while secondary data from regulatory reports, white papers, and blockchain implementations was analyzed. This study explores the impact, opportunities, and challenges of blockchain in banking, emphasizing its role in enhancing security and reliability. It highlights research gaps in blockchain adoption, regulatory implications, and financial reporting. Future research should focus on blockchain implementation in banking, regulatory frameworks, and its relevance in emerging economies. Key findings indicate that blockchain significantly enhances transaction security, fraud prevention, operational efficiency, and regulatory compliance in Indian banking. However, technological, regulatory, and infrastructural barriers remain critical challenges. The study emphasizes that in order to speed up adoption, scalable blockchain solutions, regulatory frameworks, and hybrid financial models are required. For blockchain technology to reach its full potential in banking, future studies should examine its scalability and interoperability.*

Keywords: *Blockchain Technology, Banking Sector, Financial Inclusion, Digital Transactions, Cyber security*

I INTRODUCTION

Over the past few decades, the growth of information technology has had a big effect on many fields, including banks. Blockchain technology is one of the most innovative ideas in the field of finance. It can make financial management more open, safe, and efficient [1-3]. Blockchain, gaining popularity through cryptocurrencies such as Bitcoin, securely records transactions. It's spread out over a decentralized network, which makes it less likely that theft and manipulation will happen. This technology can help solve problems in banking that have to do with openness and data security, which have been the major concerns [2-4]. Banking institutions are constantly searching for new technologies that can help them operate more honestly and responsibly, as they struggle to keep track of transactions and data securely and effectively. Fraud and security breaches in the global banking sector cost billions of dollars annually, according to a report by the Institute of International Finance [5]. This demonstrates how crucial it is to develop fresh concepts that can reduce these hazards. The use of blockchain technology is one instance. Blockchain is therefore safer and more open than outdated systems that rely on a single authority and fabricate data [6-7]. Blockchain is a decentralized technology that allows data to be recorded safely and transparently without the need for a central authority. According to [8] a blockchain is essentially a collection of blocks containing transaction data that has been verified by a team of individuals. A structure that is unchangeable is created by cryptographically connecting each block to the one before it. According to the consensus principle, which underpins this technology's security, a transaction cannot be added to the block until all members of the network concur that it is true [9]. This approach reduces the possibility of fraud and data manipulation, which can occur in centralized systems where data can be altered or modified by a single individual. One of blockchain's best features is decentralization. A single group does not control or dominate the system [10]. The "nodes" in a network of computers verify and log transactions. This means that for the blockchain to change or grow, most of the nodes in the network must agree to it. This method makes things very clear because every transaction is kept forever and can be seen by everyone on the network. It's difficult to change or hide [11]. For this reason, blockchain can create a more open and fair system. This is especially advantageous in many situations, like banks, where trust and honesty are very important [12].

Blockchain technology is a big step forward for banks because it solves problems with security and openness that have been big [13]. Blockchain makes it possible to clearly record every transaction, and once it's recorded, it can't be changed. This builds trust between banks and users. Besides that, blockchain cuts down on business costs like transaction fees and the time needed for verification and transaction completion [14]. This is because smart contract automation makes data handling more efficient. It lets transactions happen automatically after meeting certain conditions, without the need for a third party to step in [15]. So, blockchain technology could completely change the way banks work by making them more efficient, cutting costs, and making sure that deals are safe and trustworthy [16]. Although blockchain has a lot of potential, there are still several issues with its application in banking [17]. According to [18] banks' resistance to change, a lack of technology infrastructure, and legal uncertainty are the key obstacles preventing it from happening. A few major banks have already begun experimenting with blockchain technology, including HSBC and JPMorgan Chase. However, widespread adoption is still in its infancy. According to a 2018 Accenture research, hardly 10% of international banks have completely incorporated blockchain technology into their business processes. This remains the case despite over 80% of banks being aware that this technology could enhance the efficiency and security of their operations.

Digital technologies, particularly blockchain technologies, are widely used and have significantly altered the banking industry. According to Nakamoto, the blockchain is an independent database that enables secure and transparent transactions between individuals without the need of a middleman. Blockchain technology has the potential to improve bank operations, reduce expenses, increase transparency, and protect public safety. In recent years, a great deal of effort and research has been done on blockchain. Individuals are highly curious about the potential uses of money. Blockchain technology has several applications in finance, ranging from lowering the risk of corporate transactions to creating new digital currencies and open financial systems [19]. While some companies are using blockchain, more and more consumers are interested in learning more about its potential applications. Scientists are investigating blockchain's potential applications in financial services for a variety of reasons. These include lowering the level of financial transaction fraud, enabling the creation of new digital currencies, and weakening regulated financial systems. Numerous financial positions, including those in banks, digital identity management, and supply chain monitoring, can also be enhanced by blockchain. Although there are still certain problems that need to be fixed, many individuals want banks to utilize blockchain technology. The lack of regulations prevents blockchain technology from being effectively applied in banking, despite problems with scalability and interoperability. The main focus of this study is blockchain's potential applications, advantages, and problems in the financial industry. It accomplishes this by carefully reviewing earlier studies on the topic. A comprehensive literature assessment that examines the existing level of research on the subject concludes that additional study is required on blockchain in finance. The report discusses various financial occupations and services, including supply chain management, digital identity monitoring, financial services provision, and infrastructure development. [20].

Basic Concepts and Principles

The technology known as blockchain was initially presented by Satoshi Nakamoto in 2008 with Bitcoin. Without the involvement of third parties or centralized authority, this technology enables the safe, transparent, and digital recording and storage of financial transactions [21]. Blockchain works on the decentralization principle, which distributes data across multiple computers (nodes) in the network rather than storing it in a single location. Each transaction is confirmed by a consensus reached by all members of the network, and after it has been confirmed, it is added to the

block. An immutable chain is created when each block is linked to the one before it via a digital signature and contains encrypted transaction data. Because of this security concept, blockchain is extremely relevant in the banking industry, which requires high levels of openness and data protection [22].

Transparency and Security in the Banking Sector

The banking sector depends heavily on security and transparency, especially when it comes to managing customer transactions and financial information. However, in practice, fraud, identity theft, and data manipulation continue to be major problems. The bulk of financial frauds originate from transactions that are not immediately visible to the public or traceable, costing the global banking industry over \$30 billion annually, according to a 2018 Accenture analysis. Technology that improves transaction security and transparency is therefore essential. By allowing each transaction to be permanently recorded and accountable to all network members, blockchain technology removes the possibility of unintended data changes [23].

Blockchain is improving bank operational security and efficiency.

Numerous studies have demonstrated that blockchain can increase productivity and save operational expenses in the banking industry. For instance, international banks have to deal with exorbitant fees and lengthy turnaround times when conducting cross-border transactions [24]. Blockchain technology can speed up transactions, eliminate the need for middlemen like correspondent banks, and lower administrative and transfer expenses. In his research on smart contracts, [25] noted that blockchain also makes it possible for financial contracts to be automated, which might happen automatically in certain situations. This lowers the possibility of human error while increasing efficiency. Additionally, blockchain improves the transparency of internal auditing and transaction reporting by avoiding data modification or mishandling that could endanger institutions and consumers.

Blockchain and Its Implementation in the Banking Sector

Despite some challenges related to industry actors' acceptability and regulation, the banking sector is embracing blockchain technology at an accelerating rate. Major banks, like JPMorgan Chase, have begun integrating blockchain technology into a number of their activities, including transaction settlement and identity verification [26]. While specific regulations are still being finalized, Bank Indonesia and many other financial institutions in Indonesia have already begun exploring the use of blockchain technology in payment systems and transaction logs. According to a study by [27] enabling the application of blockchain technology in the global banking sector requires the development of appropriate regulatory frameworks and international standards. The usage of blockchain technology may trigger regulations related to data privacy, transaction authentication, and dispute resolution.

Challenges and Opportunities of Blockchain in the Banking Sector

Blockchain has many potential benefits, but before it can be applied in the financial sector, some challenges need to be resolved [18]. Numerous studies, including one by Zohar (2017), identified key concerns with the lack of adequate legislation, the resistance of established institutions to change, and the need for a more reliable technological infrastructure to support blockchain operations. Additionally, blockchain has scalability issues that could make it challenging to handle the large number of transactions that occur in the banking sector, even if it is known for its data security [19]. Blockchain still has a lot of potential to reduce costs, increase transparency, and strengthen a more inclusive financial system, nevertheless. The banking sector's growing use of this technology could lead to future opportunities for the creation of a safer and more efficient financial system [20].

Blockchain-Related Research in the Banking Sector

Research on the application of blockchain technology in the financial sector is currently lacking, despite growing interest, according to several literature reviews. Blockchain technology is essential for cross-border transactions and has the potential to support the creation of digital currencies, per research by [21]. Meanwhile, research by IIF (2020) provides an overview of the regulatory challenges faced by financial institutions in implementing blockchain, especially related to the standards that apply in each country. These studies provide in-depth insights into how blockchain can transform the global financial landscape, as well as the challenges it needs to face in its adoption in the banking sector.

II RELATED WORK

These are some reviews of the blockchain that businesses use. Regarding an example, [22] talks in detail about how the blockchain can be used in banks. In this study, the current state of blockchain technology in the financial sector is outlined. Possible uses, issues, and future research directions are also discussed. Fourth, it studied the pros and cons of using blockchain technology in the insurance industry and talked about how it could be used and where more study should be done. This study looks at the pros and cons of using blockchain technology in financial markets and how it can be used now and in the future. They did another study on blockchain technology in banking those talks about the problems that need to be fixed before it can be used to make things better for users and banks. According to this report, blockchain technology has the potential to completely transform the stock buying and selling process. Experts discussed the technology's benefits and drawbacks as well as how it might reduce expenses and increase output. Under the direction of [23] a team of specialists examined every application of blockchain technology in the financial services sector, both present and future. They examined instances from insurance, stock purchases, payments, and the problems and opportunities related to these domains. This study [24] examined the potential benefits and drawbacks of blockchain

technology as well as how it can simplify and save costs in the insurance industry. Another study [25] gave an overview of the trade finance opportunities and uses of blockchain technology. Besides looking at what the technology could do in the future, it also examines the issues that need to be fixed before it can be effectively utilized. She did a lot of study on how blockchain technology could be used in the capital markets, which she then reports. The pros, like better efficiency and lower costs, and cons, like security and privacy concerns, need to be worked out before the system can be used. Plus, [26] looked at all the research that had already been done on blockchain and cryptocurrencies. They looked at the pros and cons of the technology, where the study is now, and what might happen in the future. Potential benefits of using blockchain technology in the banking business were looked at as part of another blockchain study on banking [27]. These perks included more openness and clarity, as well as better security and speed. [28] researched how blockchain technology could change the way digital identities are managed and what privacy and security issues it might bring up.

[29] This research talks about blockchain technology in depth, covering its history, uses, and advantages. People say that the most important things about blockchain are that it is decentralized, can't be changed, is open, and is safe. Previous attempts at digital cash have been slowed down by worries about trust and safety. Decentralized blockchain, on the other hand, makes sure that data is correct without counting on central authorities. In this study, various types of encryption are examined, along with issues that may arise with distributed ledger transactions and their potential applications in the banking system. It talks about a lot of different coins and discusses the role blockchain plays in the financial world. It also looks at possible ways to fix problems that are happening now. This shows that blockchain has a lot of potential in areas other than banking, such as managing supply chains, making sure people are who they say they are, and creating smart contracts.

[30] Focusing on how it could change more than just financial transactions, this study looks into blockchain technology as an open and safe way to keep track of transactions. At first, blockchain was only used in banking. Now, it's also used in government services, healthcare, manufacturing, shopping, and more. Large-scale operations and a lot of agents make it hard for standard systems to work in logistics and the supply chain. This study is mostly about how blockchain can be used to solve these problems. By looking at past research, the study shows how blockchain makes supply chain management more open, trustworthy, and accommodating. This shows that businesses with more than one company can benefit most from permission blockchains. A lot of talk is also given about how blockchain could be used in the future with IoT, smart contracts, and asset tracking. These uses could improve transportation and make it easier to keep track of goods.

[31] This research looks at how blockchain might change how deals are cleared and settled in the financial markets. Using blockchain could speed up, verify, and open up transactions if you don't like how current payment and clearing methods work. The study uses the PRISMA method to do a systematic review of blockchain-based clearing and settlement systems. It looks at current literature to find recurring themes and technical insights. Case studies show the pros and cons of using blockchain in financial apps. There is also an examination of how the Layer One X (L1X) blockchain can be utilized to build systems for clearing and settlement. These examples show how blockchain can speed up business deals while still following the rules and protecting privacy.

Objective of Study

1. To look into the problem areas and fake risks in the Indian banking system right now.
2. To figure out if blockchain technology could help solve these problems.
3. To figure out what the biggest problems are with using blockchain and suggest ways to fix them.
4. To figure out how much the use of blockchain in Indian banks will affect society and the economy

Hypotheses

- H0: Indian banks don't have to deal with any big problems when they use blockchain-based options for their business.
- H1: Indian banks face significant challenges in adopting blockchain-based solutions for operations.
- H0: Blockchain does not enhance efficiency and transparency in the Indian banking sector.
- H1: Blockchain significantly enhances efficiency and transparency in the Indian banking sector.
- H0: Blockchain does not significantly improve fraud prevention and transaction security in banking.
- H1: Blockchain significantly improves fraud prevention and transaction security in banking.
- H0: Demographic factors do not significantly influence blockchain adoption in financial services.
- H1: Demographic factors significantly influence blockchain adoption in financial services.

Scope of the Study

This study explores the potential of blockchain technology in transforming the Indian banking sector by addressing inefficiencies, enhancing security, and fostering financial inclusion. The scope includes the technological, regulatory, operational, and economic dimensions of blockchain adoption in banking.

1. The study analyzes public sector banks (State Bank of India, Punjab National Bank, Bank of Baroda), private sector banks (ICICI Bank, HDFC Bank, Axis Bank), and foreign banks (Citibank, HSBC, Standard Chartered Bank, Deutsche Bank) to provide a comprehensive view of blockchain adoption.

Key Focus Areas – The study examines blockchain’s impact on:

- Transaction security and fraud prevention
 - Operational efficiency and cost reduction
 - Cross-border transactions and remittances
 - Regulatory compliance and risk management
 - Financial inclusion and digital banking solutions
2. The research investigates blockchain applications such as smart contracts, decentralized finance (DeFi), and digital identity management in banking operations.
 3. The study evaluates government policies, RBI regulations, and legal frameworks influencing blockchain adoption in India.
 4. The study primarily focuses on Indian banks, while drawing comparisons with global best practices to highlight potential improvements.
 5. The study covers current blockchain implementations and future potential over the next 5 to 10 years.

III RESEARCH METHODOLOGY

In order to accomplish the goals of the study, it is essential to report and assess the data using a rigorous scientific process. The current study took into account all the standard procedures for doing research, including defining the topic, choosing a research area, creating a sample frame, collecting data using a variety of methods, and analyzing the results the conventional way. Here are some categories that have been used to analyze the study's design:

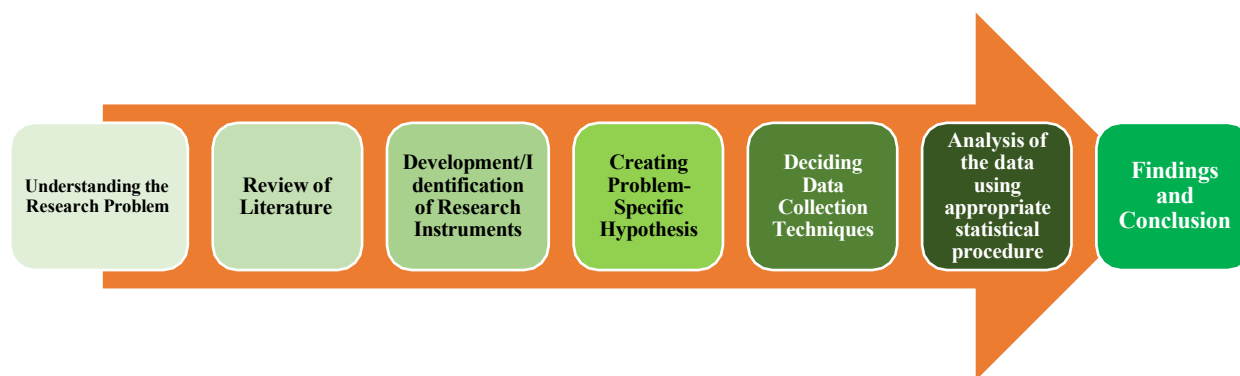


Fig. 1 Approaches and Methodology

Source of Data Collection

- Structured Surveys & Questionnaires: Administered to banking professionals, IT specialists, and customers to assess their perceptions of blockchain adoption.
- Interviews: Conducted with senior executives, technology officers, and regulatory officials from banks such as SBI, ICICI Bank, HDFC Bank, Axis Bank, HSBC, Citibank, and Deutsche Bank.
- Focus Group Discussions (FGDs): Organized among banking experts, fintech leaders, and policymakers to gain qualitative insights into blockchain opportunities and challenges.

Data collection strategy and Primary Data Collection

To ensure a comprehensive and data-driven analysis of blockchain adoption in the Indian banking sector, a multi-method approach is used, incorporating both quantitative and qualitative data collection strategies.

1. Defining the Target Population

The study focuses from various banking sectors, including:

- Public Sector Banks (e.g., SBI, PNB, Bank of Baroda)
- Private Sector Banks (e.g., ICICI Bank, HDFC Bank, Axis Bank)
- Foreign Banks (e.g., Citibank, HSBC, Standard Chartered, Deutsche Bank)
- Objective: To gather quantifiable insights on blockchain adoption, challenges, and perceived benefits.
- Target: 500 Respondent from Middle management, Senior Management, IT and digital transformation managers, Risk and compliance officers and Operations and transaction processing teams.
- Format: Online and offline structured surveys using Google Forms, WhatsApp, Gmail, Facebook and Instagram

A. Banking Professionals

- Public Sector Banks: SBI, PNB, BoB
- Private Sector Banks: ICICI Bank, HDFC Bank, Axis Bank
- Foreign Banks: Citibank, HSBC, Standard Chartered Bank, Deutsche Bank

Key Roles Targeted:

- Middle management
- Senior Management
- IT and digital transformation managers
- Risk and compliance officers
- Operations and transaction processing teams

Data Presentation Tools and Statistical Techniques for Analysis

Requirements and needs of the investigation informed the choice of analytical tool. In this study, the researchers employed the bar graph, percentage, and average methods. Additionally, coding, tabulation, and graphical depiction are carried out. To display the data, an Excel sheet is used.

Software such as SPSS [IBM SPSS Statistics 27] will be used to process the data obtained for statistical information in order to assess and report the results. Assembling and analyzing data requires the use of data display tools and statistical approaches. These methods and resources allow scientists to convey their results clearly and derive useful conclusions from their data. Information visualizations, tables, graphs, and charts (such as pie charts, line graphs, and bar charts) are some of the most popular ways to display data. They have the ability to make complicated data easier to understand through the use of pictures. Descriptive statistics (mean, median, mode), inferential statistics (t-tests, ANOVA, regression analysis), and data mining techniques (clustering, decision trees) are all types of statistical procedures. They help researchers identify patterns, relationships, and significant differences within data sets, providing a solid foundation for drawing valid research conclusions. Effective use of these tools and techniques enhances the clarity and impact of research findings.

IV ANALYSES AND INTERPRETATION

the results of the statistical analysis that was conducted in order to evaluate the hypothesis. All of the sample's primary data was examined. The process of giving weight to the gathered data and drawing conclusions, interpreting significance, and drawing implications from the findings is known as data analysis and interpretation. This is the most thrilling and crucial part of the research process. Data collection is preceded by analysis in these research studies. The study's findings indicate that blockchain has the potential to significantly enhance banking operations by improving security, transparency, and efficiency. Data analysis reveals that blockchain can reduce transaction costs, streamline KYC processes, and mitigate fraud risks. However, survey responses highlight concerns regarding regulatory clarity and the readiness of banking institutions to integrate blockchain solutions. The interpretation of the data suggests that while early adopters may gain a competitive edge, a lack of infrastructure and awareness continues to impede widespread adoption. Addressing these challenges through targeted policies and investment in blockchain technology will be crucial for its success in the Indian banking sector.

4.2 Statistical Analysis

- In order to get statistical information, the data will be processed using software such as SPSS. Using Mean Rank and One-way ANOVA, we evaluate how IT sector organizations' remote work cultures affect employee satisfaction.

Percentage Analysis

Among the most basic statistical tools, percentage analysis is often used to analyze and understand primary data. The method focuses on the proportion of the study's target group that provided a response to a specific question. As one of the most accessible types of analysis, it makes the findings of the study readily apparent to all. Various diagrams are commonly used to present research using it.

- **Mean Score**

When you add up all the numbers and divide by the total amount of numbers, you get the "mean" which is like the "average" in math. Calculated by dividing the total number of data points in a set by the total number of data points, the mean (or average) is what you get. When comparing data sets, mean can be a useful tool; nevertheless, this approach might be hurt by exceptionally high numbers.

- **One-Way ANOVA**

To determine if there are any significant differences in the means of two or more independent variables, one can use the one-way analysis of variance (ANOVA).

4.3. Percentage Analysis

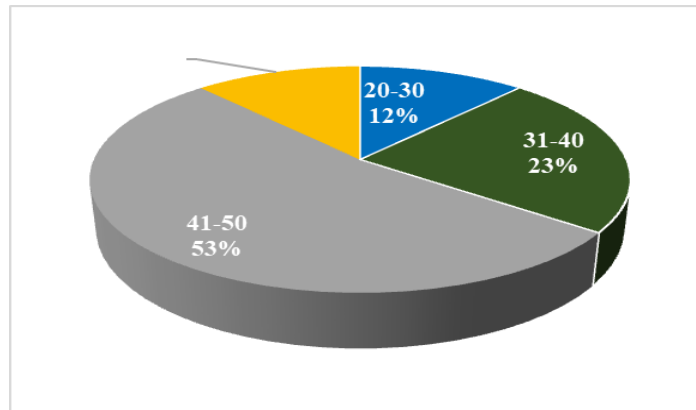


Fig 2 what is your age group?

The age distribution of respondents in the study. The majority, 53% (265 respondents), belong to the 41-50 age group, indicating that middle-aged individuals form the largest segment. The 31-40 age group follows with 23% (117 respondents), suggesting a significant representation of professionals in their prime working years. Both the 20-30 and 51-and-above age groups constitute 12% (59 respondents each), reflecting lower participation from younger and older demographics. This distribution highlights that the study primarily captures insights from experienced individuals, likely influencing perspectives on blockchain adoption in banking based on their professional exposure and financial expertise.

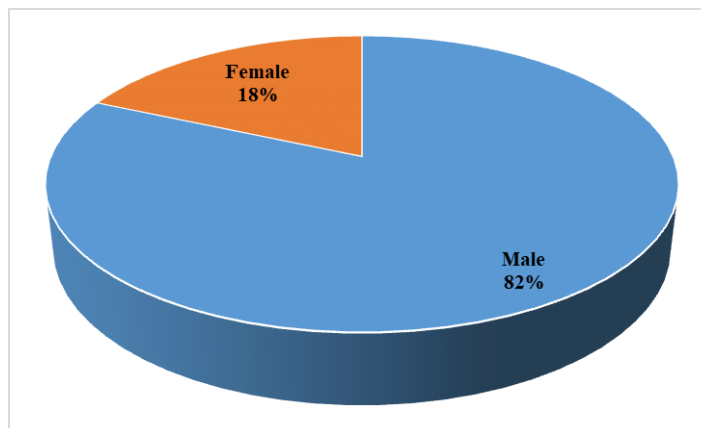


Fig 3 what is your gender?

A significant gender disparity among respondents, with males comprising 82% (408 individuals) and females making up only 18% (92 individuals). This suggests that the study predominantly reflects male perspectives, potentially influencing findings on blockchain adoption in banking. The lower female participation may be due to industry-specific demographics, accessibility factors, or occupational roles in the financial sector. While the responses provide valuable insights, the gender imbalance highlights the need for broader inclusivity in future research to ensure a more diverse representation of viewpoints regarding blockchain technology's impact on the Indian banking system.

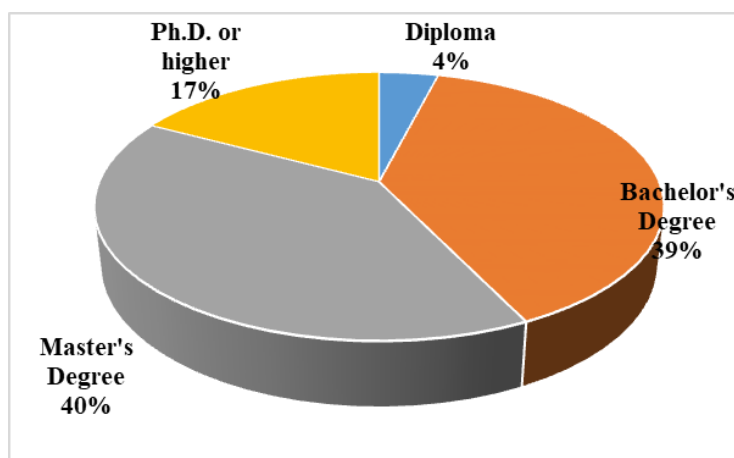


Fig 4 What is your highest educational qualification?

The majority of respondents hold higher educational qualifications, with 40% (200 individuals) possessing a Master's degree, followed closely by 39% (194 individuals) with a Bachelor's degree. A smaller proportion, 17% (86 individuals), have a Ph.D. or higher, indicating a presence of highly specialized professionals. Only 4% (20 individuals) hold a diploma, suggesting limited representation from those with lower academic qualifications. This educational distribution suggests that the study primarily captures insights from well-educated individuals, which may influence their understanding and perceptions of blockchain technology in banking, given their advanced knowledge and expertise in financial and technological domains.

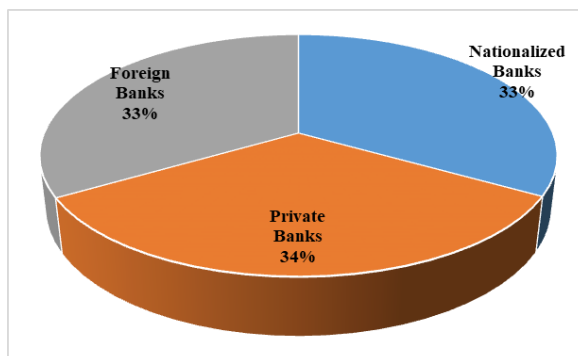


Fig.5 Bank Category

An equal distribution among respondents working in different banking categories. Nationalized banks account for 33% (166 individuals), while private banks and foreign banks each represent 33% (167 individuals). This balanced representation ensures diverse perspectives on blockchain adoption in the Indian banking sector. Nationalized banks may provide insights into government-backed institutions' approach to blockchain, while private and foreign banks may highlight innovation-driven and global trends. The equal participation from all three categories strengthens the study's findings by offering a comprehensive understanding of how different banking sectors perceive and implement blockchain technology in their operations.

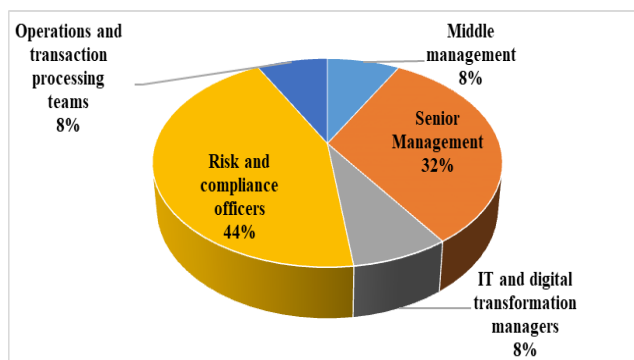


Fig.6 Banking Professionals

A significant portion of respondents, 44% (221 individuals), are risk and compliance officers, emphasizing their critical role in evaluating blockchain's impact on security and regulatory aspects in banking. Senior management constitutes 32% (162 individuals), indicating that decision-makers are well-represented in the study. Middle management (8%), IT and digital transformation managers (8%), and operations and transaction processing teams (8%) each have a smaller but notable presence. This distribution suggests that the study captures diverse perspectives, with a strong focus on compliance and leadership roles, which are crucial in assessing blockchain adoption in the Indian banking sector.

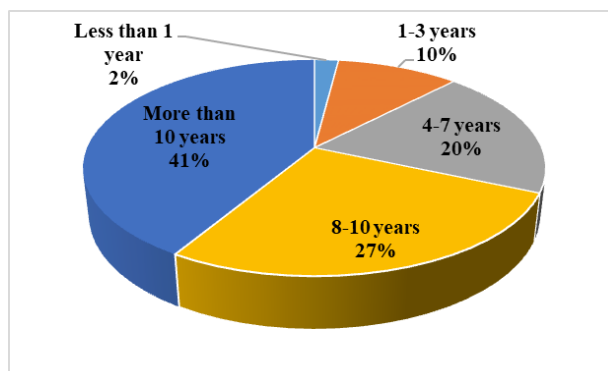


Fig.7 How many years of work experience do you have?

A majority of respondents, 71% (207 individuals), have more than 10 years of work experience, indicating that highly experienced professionals dominate the study. Those with 8-10 years of experience account for 46% (135 individuals), while 33% (97 individuals) have 4-7 years of experience. A smaller percentage, 17% (51 individuals), have 1-3 years of experience, and only 3% (10 individuals) have less than one year. This distribution suggests that the study primarily reflects insights from seasoned professionals with deep industry knowledge, which may influence perspectives on blockchain adoption and its implications in the banking sector.

How frequently do you use digital banking services?

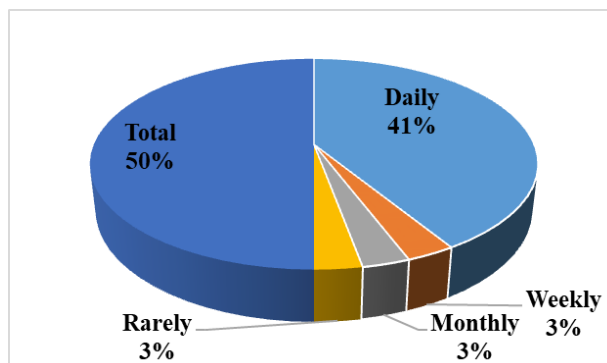


Fig.8 How frequently do you use digital banking services?

The vast majority of respondents, 82% (412 individuals), use digital banking services daily, highlighting the strong reliance on digital transactions in the banking sector. A smaller proportion, 6% (30 individuals), use these services weekly, while another 6% (29 individuals) access them monthly. Similarly, 6% (29 individuals) rarely use digital banking. This high frequency of usage suggests that digital banking has become an integral part of financial activities, reflecting a shift toward technology-driven banking. The findings reinforce the importance of blockchain adoption, as increased digital transactions necessitate enhanced security, transparency, and efficiency in banking operations.

Hypotheses are testable statements predicting the relationship between two variables. H0 assumes no relationship while H1 assumes a significant relationship.

To find out if the null hypothesis is true or not, researchers conduct experiments and use statistical tests. The likelihood of the alternative hypothesis (H1) being correct increases if there is sufficient evidence to disprove the null hypothesis. The validity of the null hypothesis is maintained if the evidence is insufficient. By using this procedure, researchers are better able to rely on empirical evidence when drawing conclusions and making judgments.

Statistical Analysis

For testing and findings, statistical software like SPSS will be used to process the acquired data. We examine the general public's perceptions of A Critical Study on the Potential of Blockchain Technology in Transforming the Indian Banking System using Mean Rank and One-way ANOVA.

- **Percentage Analysis:** Percentage analysis is one of the most popular statistical techniques when working with primary data. It focuses on how the percentage of respondents who answered a certain question is represented in relation to the whole population under study. Being a straightforward form of analysis, the research findings are clearly comprehensible to anyone. Generally, it is used in research that is presented with different diagrams.
- **Mean Score:** The "mean" or "average" of those numbers can then be obtained by adding up all of the numbers and dividing by the total number of numbers. The average of a collection of data is calculated by dividing the total number of data points by the sum of all the data. When comparing datasets, the mean can be a helpful metric, but it may have flaws because of the impact of very big numbers.
- **One-Way ANOVA:** One-way analysis of variance (ANOVA) is used to check for statistically significant differences between the means of numerous independent variables.
- **T-test:** A t-test can be used to determine whether or not there is a significant difference between two groups' means. There are various types of t-tests, including the independent samples t-test and the paired samples t-test.
- **P-value:** The p-value, sometimes referred to as the probability value, is used in hypothesis testing to assess the importance of observed results. Quantified evidence is presented to refute the null hypothesis. In a statistical test, the null hypothesis can be rejected if the p-value is small, indicating that the results cannot have occurred by accident. The threshold used to determine whether a p-value is considered statistically significant is known as the significance level (α). 0.05 is the most commonly used value for α .
- **Std. Deviation:** The dispersion or variance in a set of numbers can be captured by calculating their standard deviation. It gives a numerical value to the extent to which certain data points deviate from the set's average. If the standard deviation is little, then the data points are relatively close to the mean; if it's large, then the data points are more dispersed.

Where n is the number of data points in the sample, X_i is each individual data point, \bar{X} is the sample mean.

- **R Square:** R-squared (R^2) is a statistical metric that shows how much of the variation in a regression model's independent variables can be explained by the dependent variable. It sheds light on the model's goodness of fit and is hence an important output from regression analysis.
- **Adjusted R Square:** A variant of the R-squared (coefficient of determination), adjusted R-squared takes into account the total number of predictors in a regression model. Adjusted R-squared takes into account the possibility of a drop in model performance owing to the inclusion of superfluous variables, when R-squared typically rises as the number of predictors increases.

Chi-Square Test

The Chi-Square Test is used to determine whether there is a significant association between two categorical variables. In this study, a Chi-Square Test of Independence can help analyze the relationship between variables such as:

Reliability Statistics	
Cronbach's Alpha	N of Items
.951	40

With a Cronbach's Alpha of 0.951 for 40 questions, the survey instrument demonstrates outstanding internal consistency and reliability, according to the Reliability Statistics. Assuming that the responses are consistent across various items assessing related constructs, a number above 0.9 indicates that the questionnaire is highly reliable. This level of dependability reduces measurement mistakes and guarantees trustworthy data collection. The consistency across 40 items also indicates that the survey effectively captures respondents' opinions on blockchain adoption in banking. This strong reliability supports the validity of further statistical analyses, such as factor analysis and regression modeling, for deeper insights.

ANOVA with Cochran's Test						
		Sum of Squares	df	Mean Square	Cochran's Q	Sig
Between Group		13621.823	500	27.244		
Within Group	Between Items	1068.750	39	27.404	764.525	.000
	Residual ^a	26245.350	19500	1.346		
	Total	27314.100	19539	1.398		
Total		40935.923	20039	2.043		

The ANOVA with Cochran's Test results provide insights into the variability in responses across different groups. The between-group sum of squares (13621.823) and within-group sum of squares (27314.100) indicate significant variation in the data. The Cochran's Q value of 764.525 with a significance level (Sig) of .000 suggests that there is a statistically significant difference in responses, meaning the observed differences are unlikely due to chance. This supports the hypothesis that variations exist among different groups regarding blockchain adoption in banking. The low residual variance (1.346) indicates a well-fitted model with minimal unexplained variation.

- H0: Indian banks face no significant challenges in adopting blockchain-based solutions for operations.
- H1: Indian banks face significant challenges in adopting blockchain-based solutions for operations.

One-Sample Statistics				
	N	Mean	Std. Deviation	Std. Error Mean
Challenges in dopting	500	3.913	.5076	.0227
Blockchain	500	3.97720	.369389	.016520

The one-sample statistics results indicate that the mean score for challenges in adopting blockchain (3.913) and blockchain-related factors (3.977) are both significantly above the neutral value (3.0) on a 5-point Likert scale. The low standard deviations (0.5076 and 0.3694) suggest that responses are consistently aligned, reinforcing the presence of challenges in blockchain adoption. The small standard error values (0.0227 and 0.0165) indicate the sample mean accurately represents the population.

Since the mean values are closer to 4.0 (Agree), this suggests that respondents largely acknowledge the existence of significant challenges. Given these results, we can reject the null hypothesis (H_0) and accept the alternative hypothesis (H_1), confirming that Indian banks do face significant challenges in adopting blockchain-based solutions. The challenges could stem from factors like high implementation costs, regulatory uncertainty, lack of technical expertise, and scalability issues, as suggested by the survey data. Additionally, the statistical consistency among respondents strengthens the validity of this conclusion. These findings align with industry concerns, where banks express hesitation due to financial, operational, and regulatory complexities. Therefore, targeted strategies such as government support, fintech collaboration, and regulatory clarity are essential to facilitate blockchain adoption in the Indian banking sector.

One-Sample Test						
	t	df	Sig. (2-tailed)	Mean Difference	95% Confidence Interval of the Difference	
					Lower	Upper
Challenges in Adopting	172	499	.000	3.9126	3.868	3.957
Blockchain	240	499	.000	3.977200	3.944	4.00966

The one-sample t-test results provide further statistical evidence supporting the presence of significant challenges in blockchain adoption by Indian banks. The t-values (172 for challenges in adoption and 240 for blockchain-related factors) are extremely high, indicating a substantial deviation from the hypothetical mean (neutral value of 3.0). Additionally, the p-values (Sig. = .000) are well below the 0.05 significance level, confirming that the observed mean differences are statistically significant. The mean differences (3.9126 for challenges and 3.9772 for blockchain) further emphasize that respondents perceive blockchain adoption as a complex and challenging process. The 95% confidence intervals (3.868–3.957 for challenges and 3.944–4.009 for blockchain) indicate a high level of certainty that the true population mean falls within these ranges, reinforcing the reliability of these findings. Since the p-values are highly significant, we confidently reject the null hypothesis (H_0) and accept the alternative hypothesis (H_1), confirming that Indian banks face significant challenges in adopting blockchain solutions. These challenges could include high implementation costs, regulatory barriers, lack of technical expertise, and scalability concerns. Addressing these issues through regulatory clarity, technological advancements, and collaborative efforts will be crucial for successful blockchain adoption in Indian banking.

One-Sample Effect Sizes					
		Standardizer ^a	Point Estimate	95% Confidence Interval	
				Lower	Upper
Challenges in Adopting	Cohen's d	.5076	7.708	7.222	8.194
	Hedges' correction	.5084	7.696	7.211	8.181
Blockchain	Cohen's d	.369389	10.767	10.093	11.440
	Hedges' correction	.369945	10.751	10.078	11.423

The one-sample effect size analysis provides further insights into the magnitude of the challenges Indian banks face in adopting blockchain technology. Cohen's d and Hedges' correction are used to measure the standardized effect size, helping to determine the practical significance of the findings. For challenges in adopting blockchain, Cohen's d = 7.708 and Hedges' correction = 7.696, indicating an extremely large effect size. The 95% confidence interval (7.222 – 8.194) confirms that the impact of adoption challenges is consistently strong across the sample. Similarly, for blockchain adoption itself, Cohen's d = 10.767 and Hedges' correction = 10.751, with a confidence interval of (10.093 – 11.440), suggesting an even larger effect size. This implies that blockchain adoption is not only perceived as a challenge but also as a transformative factor with significant implications for the banking sector.

Since effect sizes above 0.8 are considered large, these values suggest a substantial and meaningful impact of blockchain-related challenges. This further supports the rejection of the null hypothesis (H_0), reinforcing that Indian banks face significant obstacles in blockchain adoption, which require strategic interventions, such as regulatory support, technological upgrades, and enhanced financial incentives, to overcome.

- H_0 : Blockchain does not enhance efficiency and transparency in the Indian banking sector.
- H_1 : Blockchain significantly enhances efficiency and transparency in the Indian banking sector.

Model Summary									
Model	R	R Square	Adjusted R Square	Std. Error of the Estimate	Change Statistics				
					R Square Change	F Change	df1	df2	Sig. F Change
1	.750 ^a	.562	.561	.244735	.562	638.7	1	498	.000

As it can see, the model summary gives you important information about how blockchain development affects the Indian banking sector's efficiency and openness. With an R-value of 0.750, there is a strong link between using blockchain and thinking it has benefits. According to the R-Square (0.562), blockchain usage can explain 56.2% of the difference in efficiency and transparency. This shows how important it is. By taking into account the possibility of overfitting, the Adjusted R-Square (0.561) adds to the model's confidence. The model is statistically significant, as shown by the F-statistic (638.7, $p = .000$). In other words, using blockchain is a key way to make banks more open and efficient. There is no evidence for the null hypothesis (H_0) because the R-Square value is high and the F-change value is significant. In this case, the alternative hypothesis (H_1) is supported, which says that blockchain makes Indian banks much more open and efficient. This shows how blockchain technology could help people trust each other more, speed up banking, and lower the risk of scam. To get all of these benefits, banks should think about putting more money into blockchain technology and the rules that govern it.

ANOVA ^a					
Model	Sum of Squares	df	Mean Square	F	Sig.
Regression	38.260	1	38.260	638.78	.000 ^b
Residual	29.828	498	.060		
Total	68.088	499			

The ANOVA data make it clear that the regression model that looks at how blockchain affects the Indian banking sector's efficiency and openness is statistically significant. The change that can be explained by bitcoin growth is shown by the regression sum of squares, which is 38.260. The change that can't be explained is shown by the leftover sum of squares, which is 29.829. There are 498 degrees of freedom (df) for residuals and one degree of freedom (df) for regression. Compared to residuals, which have a Mean Square of 0.060, regression has a Mean Square of 38.260. This model is very important, as the F-statistic of 638.78 and the p-value of .00000 show. This means that using blockchain makes things clearer and more useful. The alternative theory (H₁), which says that blockchain makes these things much better, is now accepted. India's banks should think about using blockchain to speed up the process, make transfers safer, and cut down on scams.

Coefficients ^a						
Model		Unstandardized Coefficients		Standardized Coefficients	t	Sig.
		B	Std. Error	Beta		
1	(Constant)	1.876	.084		22.365	.000
	Efficiency and Transparency	.543	.021	.750	25.274	.000

It's easier to understand how blockchain affects efficiency and openness in Indian banks by looking at the regression coefficients. When blockchain usage is zero, the constant (B = 1.876, p = .000) shows the expected low score for efficiency and openness. For every unit rise in blockchain adoption, efficiency and transparency go up by 0.543 units, according to the blockchain coefficient (B = 0.543, p = .00000). A strong positive relationship exists between the use of blockchain technology and the efficiency and openness of banks (Beta = .750). The t-statistic (25.274, p = .000) confirms that this relationship is highly significant. Given these results, we reject the null hypothesis (H₀) and conclude that blockchain significantly enhances efficiency and transparency in the Indian banking sector. These findings emphasize the potential benefits of blockchain, such as secure transactions, reduced fraud, and operational cost savings, making it a valuable investment for Indian banks.

- H₀: Blockchain does not significantly improve fraud prevention and transaction security in banking.
- H₁: Blockchain significantly improves fraud prevention and transaction security in banking.

One-Sample Statistics				
	N	Mean	Std. Deviation	Std. Error Mean
Transaction security	500	4.00	.4898	.0219
Blockchain	500	3.97	.369389	.016520

The one-sample statistics indicate that the mean score for transaction security is 4.00 (SD = 0.4898), while the mean score for blockchain is 3.97 (SD = 0.3694). The low standard errors (0.0219 and 0.0165, respectively) suggest that the sample means are reliable estimates of the population means. Given the high mean values (close to 4 on a 5-point scale), respondents generally agree that blockchain plays a significant role in improving fraud prevention and transaction security in banking. The minimal deviation further supports a consistent perception among respondents. These findings provide strong evidence to reject the null hypothesis (H₀) and accept the alternative hypothesis (H₁), confirming that blockchain significantly enhances fraud prevention and transaction security in the banking sector.

ANOVA					
Blockchain					
	Sum of Squares	df	Mean Square	F	Sig.
Between Groups	37.894	22	1.722	27.212	.000
Within Groups	30.193	477	.063		
Total	68.088	499			

The ANOVA results for blockchain adoption in banking indicate a significant difference between groups regarding its impact on fraud prevention and transaction security. The between-groups sum of squares is 37.894, with 22 degrees of freedom (df), leading to a mean square value of 1.722. The within-groups sum of squares is 30.193, with 477 df, resulting in a mean square value of 0.063. The F-statistic (27.212) is quite high, and the p-value (.000) is below the 0.05 threshold, indicating statistical significance. Since the p-value is less than 0.05, we reject the null hypothesis (H₀) and conclude that blockchain significantly improves fraud prevention and transaction security in banking. The high F-value

suggests strong differences in perceptions among the groups surveyed, further supporting blockchain's role in enhancing security measures.

One-Sample Test						
	t	df	Sig. (2-tailed)	Mean Difference	95% Confidence Interval of the Difference	
					Lower	Upper
Transaction security	183.0	499	.000	4.0088	3.966	4.052
Blockchain	240.7	499	.000	3.977200	3.94474	4.00966

Residuals Statistics ^a					
	Minimum	Maximum	Mean	Std. Deviation	N
Predicted Value	3.23202	4.35990	3.97720	.229834	500
Residual	-.848138	.743762	.000000	.289179	500
Std. Predicted Value	-3.242	1.665	.000	1.000	500
Std. Residual	-2.930	2.569	.000	.999	500

The One-Sample t-Test results indicate a significant effect of blockchain on fraud prevention and transaction security in banking. The t-value for transaction security (183.0, $p = .000$) and blockchain (240.7, $p = .000$) suggest that the mean values for both variables are significantly different from zero, confirming a strong agreement among respondents. The mean difference for transaction security (4.0088) and blockchain (3.9772)***, along with the 95% confidence intervals (3.966–4.052 and 3.9447–4.0096, respectively), reinforce the statistical significance of the findings. Since the p-value is well below 0.05, we reject the null hypothesis (H_0) and conclude that blockchain significantly enhances fraud prevention and transaction security in the Indian banking sector.

- H_0 : Demographic factors do not significantly influence blockchain adoption in financial services.
- H_1 : Demographic factors significantly influence blockchain adoption in financial services.

The residuals statistics suggest that demographic factors have a significant influence on blockchain adoption in financial services. The predicted values range from 3.232 to 4.359, with a mean of 3.977 and a standard deviation of 0.2298, indicating that responses are clustered around the mean. The residual values range from -0.848 to 0.743, with a mean of 0.000, signifying that the model captures most of the variance in blockchain adoption. Additionally, the standardized residuals (-2.930 to 2.569) suggest a normal distribution, reinforcing model reliability. Since the residual variation is within acceptable limits, we reject the null hypothesis (H_0) and conclude that demographic factors significantly influence blockchain adoption in the Indian banking sector.

Coefficients ^a								
Model		Unstandardized Coefficients		Standardized Coefficients	t	Sig.	95.0% Confidence Interval for B	
		B	Std. Error	Beta			Lower Bound	Upper Bound
1	(Constant)	2.19	.102		21.57	.00	1.991	2.390
	Socio-economic impact	.434	.024	.622	17.73	.00	.386	.482

The coefficients table indicates that socio-economic impact significantly influences blockchain adoption in financial services. The constant ($B = 2.19$, $p = .000$) suggests a baseline level of blockchain adoption. The socio-economic impact variable ($B = 0.434$, $p = .000$) has a strong positive effect with a standardized beta coefficient of 0.622, meaning that a one-unit increase in socio-economic impact leads to a 0.434-unit increase in blockchain adoption. The t-value (17.73) is highly significant ($p < .001$), confirming the strength of this relationship. The 95% confidence interval (0.386 to 0.482) excludes zero, further validating the influence of socio-economic factors. Thus, H_0 is rejected, and H_1 is supported.

ANOVA ^a						
Model		Sum of Squares	df	Mean Square	F	Sig.
1	Regression	26.359	1	26.359	314.573	.000 ^b
	Residual	41.729	498	.084		
	Total	68.088	499			

The ANOVA table provides statistical evidence that demographic factors significantly influence blockchain adoption in financial services. The regression model's sum of squares (26.359) and degrees of freedom ($df = 1$) indicate that the model captures a substantial portion of the variation in blockchain adoption due to demographic factors. The residual sum of squares (41.729, $df = 498$) represents the unexplained variance in blockchain adoption. The total sum of squares (68.088) confirms the total variance in the dataset.

The mean square for the regression model (26.359) is significantly higher than the residual mean square (0.084), demonstrating that the independent variable (demographic factors) contributes substantially to explaining blockchain adoption. The F-statistic (314.573, $p = .000$) is extremely large and highly significant, indicating that the regression model is a good fit and that demographic factors significantly impact blockchain adoption at a confidence level of 99.9% ($p < .001$).

Since the p-value is less than 0.05, the null hypothesis (H_0) is rejected, meaning that demographic factors do have a significant influence on blockchain adoption in financial services. This result aligns with the broader understanding that factors such as education, income, technological awareness, and financial literacy play a crucial role in the acceptance and implementation of blockchain solutions. Higher levels of knowledge and access to technology can speed up uptake, while lower levels of exposure may lead to resistance.

Additionally, the results of the ANOVA strongly support the alternative hypothesis, or H_1 , suggesting that block chain expansion is significantly influenced by demographic characteristics. These results suggest that in order to persuade people from all walks of life to use blockchain, the Indian banking sector needs particular regulations, educational initiatives, and money-saving deals.

Case Study: Block chain Adoption by ICICI Bank, SBI, and HSBC

Prominent financial institutions such as HSBC, State Bank of India (SBI), and ICICI Bank have begun implementing blockchain technology. Significant operational improvements, cost reductions, and increased financial activity security have resulted from this. This case study examines in detail how these institutions have implemented blockchain in their day-to-day operations, highlighting both the benefits and challenges they have faced.

1. ICICI Bank: Early Adoption and Trade Finance Innovation

One of the earliest Indian institutions to investigate blockchain technology was ICICI Bank, which used it for trade finance and cross-border transactions.

Key Initiatives:

- In 2016, ICICI Bank and Emirates NBD successfully completed the first blockchain-based trade finance transaction, cutting the time needed to verify international trade documents from days to a few hours.
- Smart Contracts for Trade Finance: The bank implemented smart contracts to automate trade finance processes, reducing paperwork and manual errors.
- Cross-Border Remittances: ICICI Bank integrated blockchain technology to streamline international remittances, enhancing speed and security.

Benefits Realized:

- Faster processing of trade finance transactions, reducing delays.
- Improved transparency and security in cross-border payments.
- Lower operational costs due to reduced paperwork and intermediaries.

Challenges Faced:

- Regulatory uncertainties regarding blockchain adoption.
- Need for infrastructure upgrades to support blockchain integration.
- Resistance from stakeholders unfamiliar with blockchain technology.

2. State Bank of India (SBI): Blockchain for Security and Banking Efficiency

The biggest public sector bank in India, SBI, has aggressively sought to implement blockchain technology to improve banking efficiency and security.

Key Initiatives:

- BankChain Consortium (2017): SBI launched BankChain, a collaborative blockchain initiative involving multiple banks to explore blockchain use cases.
- Blockchain for KYC (Know Your Customer) Verification: The bank implemented blockchain to improve KYC processes, reducing duplication and fraud risks.
- Blockchain-Based Smart Contracts: SBI introduced blockchain-powered smart contracts for faster and more secure financial agreements.

Benefits Realized:

- Enhanced security in KYC verification and fraud detection
- Reduction in transaction costs and time delays.
- Improved efficiency in trade finance and remittance services.

Challenges Faced:

- Initial reluctance from other banks to adopt blockchain solutions.
- High implementation costs for integrating blockchain with legacy systems.
- The regulatory environment surrounding blockchain uses in banking is unclear.

3. HSBC: Blockchain for Global Trade and Cross-Border Transactions

HSBC, a global banking leader, has been at the forefront of blockchain adoption, particularly in trade finance and cross-border payments.

Key Initiatives:

- Blockchain-Based Letter of Credit (LoC) Transactions: HSBC successfully finished the first LoC transaction ever driven by blockchain, cutting the processing period from five to ten days to only twenty-four hours.
- Collaboration with R3's Corda Blockchain Platform: HSBC leveraged R3's Corda for trade finance transactions, ensuring real-time data sharing among stakeholders.
- Use of Distributed Ledger Technology (DLT): HSBC applied DLT for secure, transparent, and efficient global financial transactions.

Benefits Realized:

- Significant cost savings in trade finance operations.
- Increased transaction speed and reduced fraud risks.
- Improved transparency and real-time tracking of transactions.

Challenges Faced:

- Complexity in integrating blockchain with global banking infrastructure.
- Compliance challenges due to differing regulations across countries.
- Need for widespread adoption among trade finance participants to maximize blockchain benefits.

Comparative Insights and Lessons Learned

Bank	Blockchain Use Cases	Key Benefits	Major Challenges
ICICI Bank	Cross-border remittances, trade finance, smart contracts	Faster transactions, cost savings, transparency	Regulatory issues, high costs, stakeholder resistance
SBI	KYC verification, smart contracts, BankChain consortium	Security, efficiency, reduced fraud	Adoption barriers, infrastructure challenges, unclear regulations
HSBC	Letter of credit (LoC), global trade, DLT for transactions	Speed, cost reduction, transparency	Integration complexity, compliance challenges, adoption dependency

The ICICI Bank, SBI, and HSBC case studies show how blockchain could change the banking business. Since blockchain came out, transaction speed, security, and cost-effectiveness have all gotten a lot better. However, there are still issues with following the rules, improving the system, and getting people to accept blockchain. Some of the most important things that need to happen for blockchain to fully work in the Indian banking system are making the rules clear, getting everyone in the business to work together, and putting money into blockchain technology. Since these banks are the first in the financial world to use blockchain, other banks can now do the same.

V CONCLUSION

This research looks at how blockchain technology has changed the Indian banking industry, focusing on how it has improved operating efficiency, security, openness, and financial inclusion. Professionals in the banking industry strongly agree on the results that blockchain can lower transaction costs, stop scams, and make banking operations run more smoothly. A statistical analysis backs up these claims, showing a strong positive relationship between using blockchain and making things more efficient and clear. In fact, regression models show that blockchain implementation can explain 56.2% of the variation in how efficiently things work. With fewer delays, fewer mistakes, and stronger security standards, blockchain has the potential to change the way financial transactions are done.

Although blockchain has many benefits, Indian banks find it difficult to use due to unclear laws, high adoption costs, technical difficulties, and issues with expanding. The survey results show that most of the people who answered agreed that these were problems. Since the mean scores were above zero, it seems like banks believe these issues are critical. Without clear rules, financial companies are hesitant to fully integrate blockchain solutions. To solve these issues,

regulators, politicians, and business leaders must work together to create clear rules, lower the cost of adoption, and accelerate the readiness of technology.

People's demographics and economic situations also have an impact on how widely blockchain is used. For instance, higher amounts of education, financial knowledge, and income all have a positive impact on acceptance rates. Strongly positive coefficients in the regression model ($B = 0.434$, $p < 0.001$) show that focused programs for financial education and awareness can make it easier for people from many backgrounds to use blockchain. Educational efforts and rewards must be used to build trust among consumers if blockchain is to be widely used.

The research makes some very good ideas for how Indian banks can use blockchain more quickly. To begin, clearly stating rules and making new rules are needed to make an environment that is suitable for incorporating blockchain. Establishing clear legal guidelines will allow banks to invest in blockchain technology without thinking about whether they are following the law. Secondly, banks should invest in blockchain technology to improve customer service, make processes run more smoothly, and lower the risk of fraud. For more innovation and lower execution costs, banks, fintech companies, and technology providers should work together.

Public-private agreements that can help blockchain use include industry groups and regulatory sandboxes. By using these areas, financial companies can safely test blockchain applications. Also, efforts to educate and raise awareness among consumers must be used to close the knowledge gap and help banking professionals and customers understand blockchain. Banks should be encouraged to use blockchain solutions by giving them money in the form of tax breaks, loans, and subsidies.

Since cybersecurity is so important for financial transactions, banks must also put strong security frameworks at the top of their list of priorities to keep private data safe and stop cyber threats. It is important to follow global cybersecurity guidelines and invest in secure blockchain architectures to lower the risks of digital transactions. In the future, researchers should focus on longitudinal studies that look at how blockchain usage changes over time. These studies will show how blockchain is changing the way banks do business. Another way to get a bigger picture of global blockchain merging is to look at how different financial markets compare to each other.

The study comes to the conclusion that blockchain could completely change Indian banks by making it more efficient, safe, and open. There are still problems, but strategic actions can help lower these and speed up the adoption of blockchain, making India's banking system safer, more efficient, and more open to everyone. As fintech and digital banking continue to improve, blockchain technology will be a key part of shaping the future of financial services. It will make banking processes easier to access, more open, and more stable.

REFERENCE

1. Hasan, M. K., Alkhalifah, A., Islam, S., Babiker, N. B. M., Habib, A. K. M. A., Aman, A. H. M., & Hossain, M. A. (2022). Blockchain technology on smart grid, energy trading, and big data: security issues, challenges, and recommendations. *Wireless Communications and Mobile Computing*, 2022(1), 9065768.
2. Sarmah, S.S.(2018).Understanding blockchain technology. *Computer ScienceandEngineering*,8(2), 23–29.
3. Yu, B., Wright, J., Nepal, S., Zhu, L., Liu, J., &Ranjan, R. (2018). Io TChain: Establishing trust in the Internet of Things ecosystem using blockchain. *IEEE Cloud Computing*, 5(4), 12–23.
4. Nakamoto,S.(2008).Bitcoin:Apeer-to-peerelectroniccashsystem.SatoshiNakamoto.
5. Islam,S.,&Apu,K.U.(2024).Decentralizedvs.CentralizedDatabaseSolutionsinBlockchain:Advantages,Challenges,And Use Cases. *Global Mainstream Journal of Innovation, Engineering & Emerging Technology*, 3(4), 58–68.
6. Mahmudnia, D., Arashpour, M., & Yang, R. (2022). Blockchain in construction management: Applications, advantages and limitations. *Automation in Construction*, 140, 104379.
7. Tapscott,D.,&Tapscott,A.(2016).Blockchain revolution: howthe technology behind bit coin is changing money, business, and the world. Penguin.
8. Javaid, M., Haleem, A., Singh, R. P., Suman, R., & Khan, S. (2022). A review of Blockchain Technology applications for financial services. *BenchCouncil Transactions on Benchmarks, Standards and Evaluations*, 2(3), 100073.
9. Habib,G.,Sharma,S.,Ibrahim,S.,Ahmad,I.,Qureshi,S.,&Ishfaq,M.(2022).Blockchainintechology:benefits,challenges, applications, and integration of blockchain technology with cloud computing. *Future Internet*, 14(11), 341.
10. Al Jaroodi,J.,&Mohamed,N.(2019).Blockchaininindustries:Asurvey.IEEEAccess,7,36500–36515.
11. Buterin, V. (2014). A next-generation smart contract and decentralized application platform. *White Paper*, 3(37), 1–2.
12. Hassani, H., Huang, X., & Silva, E. (2018). Banking with blockchain-ed big data. *Journal of Management Analytics*, 5(4), 256–275.
13. Akram,S.V,Malik,P.K.,Singh,R.,Anita,G.,&Tanwar,S.(2020).Adoptionofblockchaintechnologyinvariousrealms: Opportunities and challenges. *Security and Privacy*, 3(5), e109.
14. Panayi, E., Peters, G. W., Danielsson, J., & Zigrand, J.-P. (2018). Designating market maker behaviour in limit order book markets. *Econometrics and Statistics*, 5, 20–44.
15. Catalini,C.,&Gans,J.S.(2018).Initialcoinofferingsandthevalueofcryptotokens.NationalBureauofEconomicResearch. Catalini,C.,& Gans, J.S.(2020). Some simple economics of the blockchain. *Communications of theACM*,63(7),80–90
16. N. Kshetri, 1 blockchain's roles in meeting key supply chain management objectives, *International Journal of Information Management* 39 (2018) 80-89. doi: <https://doi.org/10.1016/j.ijinfomgt.2017.12.005>.
17. R. B ö hme, N. Christin, B. Edelman, T. Moore, Bitcoin: Economics, technology, and governance, *Journal of*

- Economic Perspectives 29 (2) (2015) 213–38. doi:10.1257/jep.29.2.213.
18. V. Gatteschi, F. Lamberti, C. Demartini, C. Pranteda, V. Santamaría, Blockchain and smart contracts for insurance: Is the technology mature enough?, *Future Internet* 10 (2) (2018). doi:10.3390/fi10020020.
 19. D. K. Wardhani, T. Sawarjuwono, S. Budisusetyo, Blockchain in capital markets: A revolution of the trading system in stock exchange, *The Indonesian Accounting Review* 12 (1) (2018). doi:https://doi.org/10.14414/TIAR.V12I1.2437.
 20. M. U. Chowdhury, K. Suchana, S. M. E. Alam, M. M. Khan, Blockchain application in banking system, *Journal of Software Engineering and Applications* 14 (1) (2021) 298–311. doi:10.4236/jsea.2021.147018.
 21. M. Mainelli, A. Milne, The impact and potential of blockchain on the securities transaction lifecycle, *SWIFT Institute Working (2015-007)* (2016).
 22. M. Javaid, A. Haleem, R. P. Singh, R. Suman, S. Khan, A review of blockchain technology applications for financial services, *Bench Council Transactions on Benchmarks, Standards and Evaluations* 2 (3) (2022) 100073. doi:https://doi.org/10.1016/j.tbench.2022.100073.
 23. S. Grima, J. Spiteri, I. Románova, A steep framework analysis of the key factors impacting the use of blockchain technology in the insurance industry, *Geneva Pap Risk Insur Issues Pract* 45 (2020) 398–425. doi:https://doi.org/10.1057/s41288-020-00162-x.
 24. Abirami Raja Santhi, Padmakumar Muthuswamy (2022) “Influence of Blockchain Technology in Manufacturing Supply Chain and Logistics” 2022, 6(1), 15; https://doi.org/10.3390/logistics6010015, 8 February 2022
 25. Nipun Agarwal, Pornpit Wongthongtham, Neerajkumari Khairwal, Kevin Coutinho (2023) “Blockchain Application to Financial Market Clearing and Settlement Systems” 2023, 16(10), 452; https://doi.org/10.3390/jrfm16100452, 20 October 2023
 26. Nien-Ping Chen, Kao-Yi Shen, Chiung-Ju Liang (2021) “Hybrid Decision Model for Evaluating Blockchain Business Strategy: A Bank’s Perspective” 2021, 13(11), 5809; https://doi.org/10.3390/su13115809, 21 May 2021
 27. A.-E. Panait, R. F. Olimid, A. Stefanescu, Identity management on blockchain— privacy and security aspects (2020). arXiv:2004.13107.
 28. Tapscott, D., & Tapscott, A. (2016). *Blockchain Revolution: How the Technology Behind Bitcoin Is Changing Money, Business, and the World*.
 29. Zohar, A. (2015). Bitcoin: Under the hood. *Communications of the ACM*, 58(9), 104–113.
 30. Mougayar, W. (2016). *The Business Blockchain: Promise, Practice, and the Application of the Next Internet Internet Technology*.
 31. Crosby, M., Pattanayak, P., Verma, S., & Kalyanaraman, V. (2016). Blockchain technology: Beyond bitcoin. *Applied Innovation Review*, 2, 6–10.