

WHAT ARE THE ECONOMIC IMPLICATIONS OF INCOME INEQUALITY ON SOCIAL MOBILITY AND ECONOMIC STABILITY?"

Vihaan Loyalka^{1*}

^{1*}Grade X Neerja Modi School, Jaipur, Rajasthan, vihaanloyalka@gmail.com

*Corresponding Author

*Email: vihaanloyalka@gmail.com

© Copyright 2024 EIJBMS

Distributed under Creative Commons CC-BY 4.0 OPEN ACCESS

Introduction

"Income inequality has recently come to be viewed as one of the greatest challenges facing the world today. In recent years, the topic has dominated the agenda of the World Economic Forum (WEF), where the world's top political and business leaders attend." (Polacko et al, 2021)

Income inequality has become a pressing concern in recent years, and for good reason. It's not just about some people having more money than others - it's about how this gap between the rich and poor affects our society and economy as a whole. This paper explores how income inequality impacts two crucial aspects of our economic life: social mobility (the ability to move up the economic ladder) and economic stability (how steady and reliable our economy is).

When we talk about income inequality, we're looking at how unevenly money is spread out among people in a society. Imagine a pie being cut into slices of very different sizes - that's kind of what income inequality looks like. Some people get big slices, while others get crumbs.

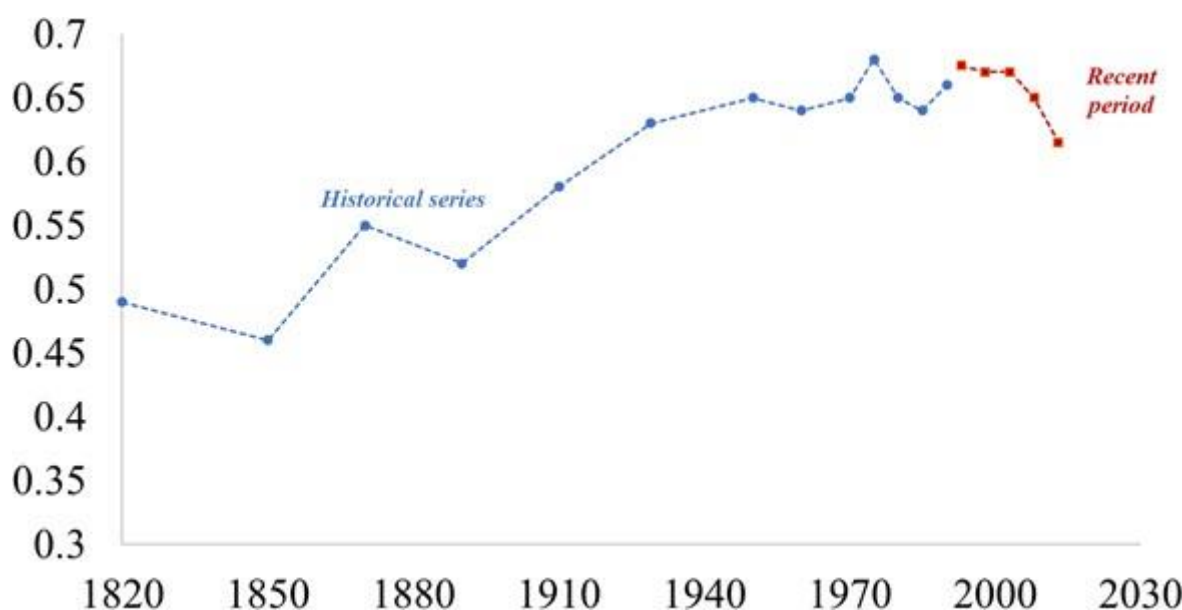
This uneven split of money isn't just a problem for those with smaller "slices." It can cause ripple effects throughout the entire economy, making it harder for people to improve their financial situation and potentially making our whole economic system more shaky.

"Income inequality compares the position of one household to another household at the same point in time. In contrast, income mobility compares the position of one household to itself at different points in time. Paying attention to mobility, as well as inequality, gives us a richer picture of the income possibilities for households over time" (Daniel R. Carroll et al, 2024)

I. The Rise of Income Inequality

Global Inequality

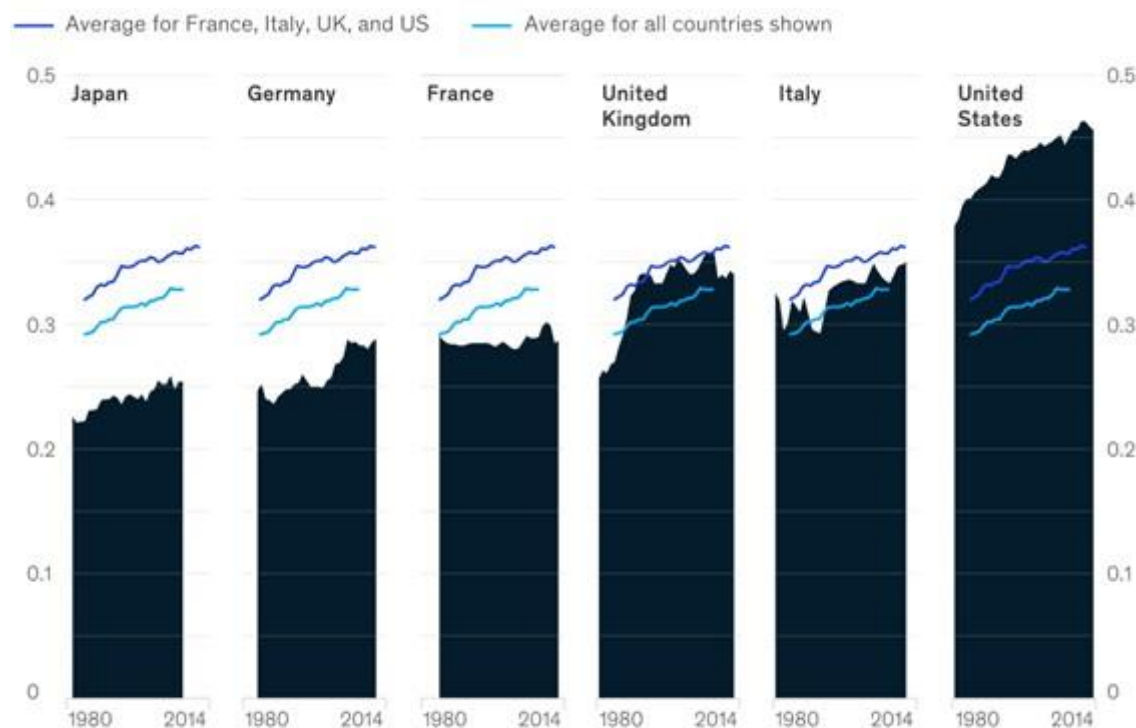
"Global inequality has been declining fast since the 1990s. During the nineteenth and most of the twentieth centuries, global inequality increased dramatically, reflecting widening disparities between countries' per capita income as advanced economies took off sharply compared with the rest of the world." (Bourguignon, 2015).



Within-Country Inequality:

"Within-country inequality has risen in most countries. Over the past three decades, more than half of the countries and close to 90 percent of advanced economies have seen an increase in income inequality, with some countries recording an increase in their Gini coefficients exceeding two points." (Bourguignon and Morrisson, 2002).

Equivalized disposable income Gini,¹ 1980–2014, selected G-7 countries, index



¹Gini coefficient is an index/ratio measuring statistical dispersion, showing wealth distribution (ie, "inequality") of a nation's residents. Pretax income Gini is defined by World Inequality Database as pretax national income Gini for adult population. Average is calculated as an unweighted average of France, Italy, United Kingdom, and United States.
Source: World Inequality Database, February 11, 2019, wid.world; McKinsey Global Institute analysis

"In France, the United Kingdom, and the United States, the G-7 countries for which data are most readily available, the share of wealth for the top 1 percent rose rapidly, from 20 percent in 1990 to 27 percent in 2000. The rise subsequently tapered off, with the share of wealth of this top cohort remaining around 27 percent by 2014." (Tilman Tacke et al, 2019)
This widening gap means it takes more money than ever to reach top income groups. The rich are getting richer at a faster rate than the rest of the population, creating a growing divide in society.

B. Why It Matters

This trend matters because as the wealth gap grows, it creates a divide in society that goes beyond just money. It affects access to education, healthcare, and other opportunities that are crucial for personal and economic growth.

The consequences of this divide ripple through our entire economic system, influencing everything from consumer spending to social stability. When a large portion of the population struggles to make ends meet, it can slow down economic growth and create social tensions.

"Escalating income inequality has been linked with numerous negative outcomes. On the economic front, negative results transpire beyond the obvious poverty and material deprivation that is often associated with low incomes. Income inequality has also been shown to reduce growth, innovation, and investment. On the social front, Wilkinson and Pickett's groundbreaking *The Spirit Level* (2009), found that societies that are more unequal have worse social outcomes on average than more egalitarian societies." (Polacko et al, 2021)

II. Impact on Social Mobility

A. Understanding Income Mobility

1. Types of Mobility

Income mobility refers to how people move between different income levels over time. There are two main types to consider:

- **Intragenerational mobility** looks at how likely you are to change income levels during your own lifetime. It's affected

by factors like education, job choices, and major life events. For example, someone who gets a college degree might move up to a higher income bracket.

- **Intergenerational mobility** examines whether kids end up in a different income level than their parents. This type of mobility is influenced by family background, education, where you live, and even inherited wealth.

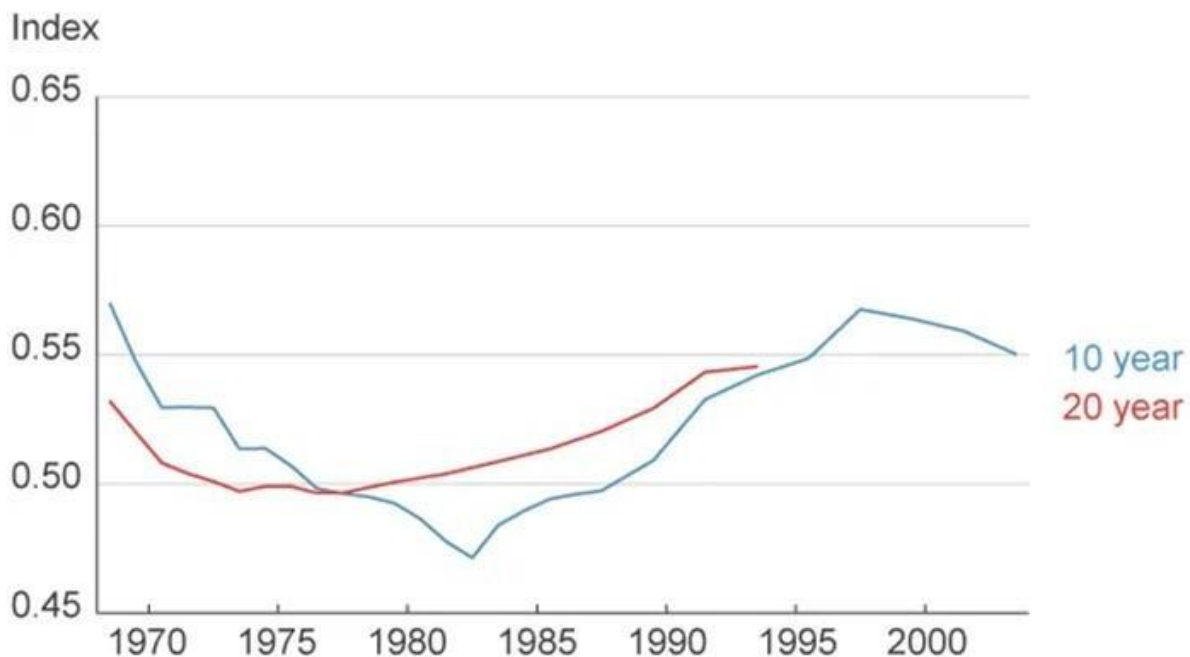
2. Why Mobility Matters

Understanding these types of mobility is crucial because they show us how fluid or rigid our economic system is. A society with high mobility is often seen as more fair and dynamic, offering people the chance to improve their economic situation through hard work and opportunity.

Low mobility, on the other hand, can lead to a sense of hopelessness and frustration among those at the bottom of the economic ladder. It can also result in a less dynamic economy, as talent and potential go untapped due to lack of opportunity.

“In order to get a sense of how much mobility has changed over time, we compare mobility matrices across different time periods using the Shorrocks index (Shorrocks 1978). The Shorrocks index captures the “stickiness” of the income quintiles using the diagonal elements of the matrix (bolded in table 1), which denote the probability that households observed in a particular quintile will be observed again in that same quintile later.” (Daniel R. Carroll et al, 2024)

Figure 2. Shorrocks Index



Source: Authors' calculations based on Shorrocks 1978 and data from the Panel Study of Income Dynamics, 1968–2013.

Mobility decreased during the 1980s, rose throughout the 1990s, and then decreased somewhat over the last decade. This suggests that although households are more spread out in the income distribution, they are only somewhat less fixed in their positions within it.

B. The Opportunity Gap

Income inequality can create a significant "opportunity gap" in society. Rich families can afford better schools, tutors, and extracurricular activities, giving their children a head start in life. Poor families, on the other hand, might struggle to access

quality education or healthcare.

This difference in resources can make it much harder for kids from poor families to get ahead, regardless of their talents or efforts. It's not just about money - it's about the doors that money can open and the safety nets it can provide.

C. The Education Divide

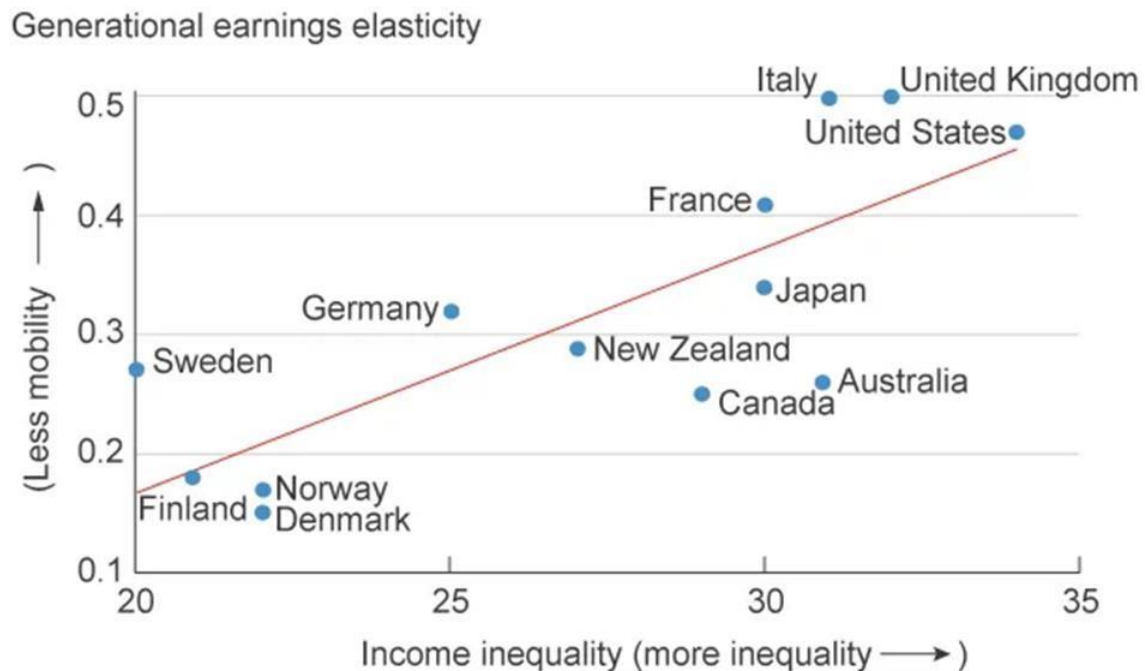
The education gap is a prime example of how inequality affects mobility. Wealthy families can invest more in their kids' education, from private schools to college tuition. Poor families might not be able to afford college or extra educational support, leading to a widening skills gap between rich and poor over time.

This gap in education often translates directly into a gap in job opportunities and earning potential later in life. As the job market increasingly rewards higher levels of education and specialized skills, this education divide becomes even more significant.

D. The "Great Gatsby Curve"

An interesting pattern called the "Great Gatsby Curve" highlights the relationship between inequality and mobility. Countries with higher income inequality tend to have lower intergenerational mobility. This means that in more unequal societies, your parents' income level is more likely to determine your own.

Figure 6. The Great Gatsby Curve: More Inequality Is Associated with Less Mobility across the Generations



Source of figure: Corak, Miles, 2013. "Income Inequality, Equality of Opportunity, and Intergenerational Mobility," *The Journal of Economic Perspectives*, 27:3, figure 1, p 82.

For example, Nordic countries with lower inequality often have higher mobility, while countries with high inequality see less movement between income brackets across generations. This pattern suggests that high inequality can create barriers that are difficult for individuals to overcome, regardless of their talents or efforts.

E. The Cycle of Disadvantage

1. Perpetuating Inequality

Income inequality can create a tough cycle to break. Limited opportunities lead to lower education and skill levels for some groups. This results in lower-paying jobs and less economic security. The next generation then starts with fewer resources, continuing the cycle.

This perpetuation of disadvantage not only affects individual families but also has broader implications for economic growth and stability. It can lead to a less productive workforce and a less dynamic economy overall.

2. Breaking the Cycle

Breaking this cycle is crucial for both social mobility and economic stability. It requires interventions at multiple levels, from education and job training to broader economic policies that promote inclusive growth.

Efforts to break this cycle often focus on providing equal opportunities, especially in education and early childhood development. However, it also requires addressing systemic barriers and providing support for families to build wealth over time.

F. Human Capital Development

1. Underinvestment in Skills

Income inequality significantly affects how we develop our workforce. In unequal societies, there's often underinvestment in human capital among lower-income groups. This can lead to a less skilled workforce overall, which means lower productivity and slower economic growth.

When a large portion of the population doesn't have access to quality education and training, the entire economy suffers. Businesses struggle to find skilled workers, innovation slows down, and the country's competitiveness in the global market can decline.

2. Economic Consequences

Addressing this aspect of inequality isn't just about fairness - it's about building a stronger, more productive economy that can compete on the world stage. When we fail to develop the potential of a large portion of our population, we're essentially leaving economic growth on the table.

Investing in human capital, particularly among disadvantaged groups, can lead to a more skilled workforce, higher productivity, and stronger economic growth. It can also help reduce inequality by giving more people the skills they need to compete for higher-paying jobs.

III. Impact on Economic Stability

"Economic disruptions and the widening of inequality over the past several decades have affected large segments of the population in G-7 countries. Wages have stagnated for many, male employment has declined, and the economy may have become more fragile, as market incomes increasingly fail to lift people out of poverty." (Daniel R. Carroll et al, 2024)

A. Consumer Spending and Growth

Income inequality doesn't just affect individuals - it can shake up the whole economy. When wealth is concentrated at the top, overall consumer spending can slow down. Rich people tend to save more of their money, while poorer people spend most of what they earn.

"The decline in middle-wage jobs across advanced economies over the past three decades has impacted consumer spending and economic stability. As incomes become concentrated at the top, middle- and lower-income earners are left with less disposable income, which reduces overall demand in the economy, potentially slowing growth" (Tilman Tacke et al, 2019)

If most people don't have much to spend, it can slow down economic growth, as businesses see less demand for their products and services. This can lead to a cycle of slower growth and further inequality, as businesses struggle and may cut jobs or wages.

B. Financial System Fragility

High inequality can also make our financial system more fragile. It can lead to the formation of asset bubbles as the wealthy look for places to invest their money. This increases the risk of financial crises. When crises hit, they often hurt poorer people the most, widening the inequality gap even further.

This cycle can create a volatile economic environment that's prone to booms and busts. It can also lead to risky financial practices as both the wealthy and the less well-off try to maintain their standard of living in an increasingly unequal society.

C. Social Tensions and Economic Disruption

When inequality gets too high, it can lead to social problems that further undermine economic stability. People might lose

trust in economic and political institutions, leading to political polarization and social unrest.

"Rising inequality has contributed to a loss of trust in institutions, with trust in government falling in more than half of the OECD economies between 2007 and 2016. This is particularly concerning as political polarization, discontent with economic outcomes, and growing social unrest can destabilize economies" (Tilman Tacke et al, 2019)

This unrest can disrupt economic activities and scare away investment, creating a negative feedback loop that further destabilizes the economy. It can also lead to populist political movements that may implement economically disruptive policies in an attempt to address inequality.

D. Technology and Inequality

1. Double-Edged Sword

The rapid pace of technological change plays a significant role in shaping inequality. New technologies often benefit skilled workers more than unskilled ones, widening the wage gap between high-skill and low-skill jobs. This "skill-biased technological change" can exacerbate existing inequalities if not managed carefully.

However, technology isn't just a driver of inequality - it can also be part of the solution. Digital platforms can provide new opportunities for education and entrepreneurship, potentially levelling the playing field in some areas. The challenge lies in ensuring that these technological benefits are widely accessible and don't just accrue to those who are already advantaged.

E. The COVID-19 Pandemic: A Case Study

1. Unequal Impact

The recent COVID-19 pandemic has provided a stark illustration of how economic shocks can interact with existing inequalities. Job losses hit low-wage workers harder than high-wage workers, with many service industry jobs disappearing overnight. Remote work was more available to higher-income individuals, allowing them to maintain their incomes while staying safe at home.

2. Uneven Economic Recovery

The economic recovery from the pandemic has been uneven, with some groups bouncing back faster than others. This real-world example shows how economic crises can exacerbate inequality, and how pre-existing inequalities can shape the impact and recovery from such crises.

IV. Policy Considerations

A. Key Areas for Intervention

Addressing the challenges posed by income inequality requires a multifaceted approach:

1. Education reform is crucial, improving access to quality education for all income levels. This includes investing in early childhood education, which has been shown to have long-lasting effects on life outcomes.
2. Progressive taxation can help redistribute wealth, with higher tax rates for higher earners. The revenue generated can be used to fund social programs that promote mobility and stability.
3. Affordable housing policies can reduce residential segregation and ensure mixed-income neighborhoods, creating more equitable access to resources and opportunities.
4. Labour market reforms can improve job quality and wage growth for lower-income workers. This might include strengthening workers' rights and bargaining power.
5. Social safety nets, providing support for basic needs like healthcare and food security, can help buffer against economic shocks and provide a foundation for upward mobility.

These policies need to be carefully designed and implemented to balance the goals of reducing inequality, promoting mobility, and maintaining economic incentives for growth and innovation.

B. The Role of Inclusive Growth

To address both inequality and stability, many experts advocate for "inclusive growth." This approach aims to ensure that economic growth benefits all segments of society, not just those at the top. Inclusive growth strategies might include job training programs, support for small businesses, and targeted investments in underserved communities.

The idea behind inclusive growth is that a rising tide should lift all boats, not just the yachts. By creating opportunities for all, regardless of background, we can build a more dynamic and resilient economy. This approach recognizes that broad-based prosperity is not just a social good, but an economic necessity in an interconnected world.

C. Global Perspectives

Income inequality isn't just a problem in one country - it's a global issue. Developing countries often face higher levels of inequality, which can lead to a "brain drain" where talented individuals leave for better opportunities elsewhere. This

exodus of skilled workers can further hinder economic development in these countries.

Global inequality also affects international trade and economic cooperation. Large disparities between countries can lead to tensions in trade negotiations and complicate efforts to address global challenges like climate change. Understanding the global dimension of inequality is crucial for developing effective international economic policies.

Conclusion

The relationship between inequality, mobility, and stability is complex. High inequality tends to reduce social mobility, making it harder for people to improve their economic situation. This lack of mobility can lead to underutilization of human potential, slowing economic growth. The concentration of wealth at the top can create financial instabilities and reduce overall consumer spending. Social tensions arising from inequality can further undermine economic stability.

"Inequality is not a condition that can be eradicated, but its rise can be dulled or reversed and its causes and outcomes addressed. For all the differing views, inequality is a social and political issue that is both unpredictable and potentially volatile." (Tilman Tacke et al, 2019)

It's important to note that some level of inequality might be inevitable or even beneficial for economic motivation. The challenge lies in finding the right balance - a level of inequality that provides incentives for hard work and innovation without creating insurmountable barriers or economic instabilities.

Addressing these issues requires a multifaceted approach, including investing in education and skill development, implementing progressive taxation and social programs, promoting inclusive growth strategies, and strengthening social safety nets. By taking steps to reduce excessive inequality and promote social mobility, we can work towards a more stable and prosperous economy for everyone.

The path forward isn't easy, and there's no one-size-fits-all solution. Different countries and regions may need to tailor their approaches based on their specific circumstances. However, by recognizing the profound impact that income inequality has on our economic and social structures, we can begin to address these challenges and work towards a more equitable and stable future.

In the end, reducing inequality and promoting mobility isn't just good for those at the bottom - it's beneficial for society as a whole. A more equal society tends to be more stable, more productive, and more innovative. By lifting up those at the bottom, we can create a rising tide that truly lifts all boats.

Bibliography

1. Carroll, D.R. and Chen, A. (2016). Income Inequality Matters, but Mobility Is Just as Important. *Economic Commentary (Federal Reserve Bank of Cleveland)*, pp.1–6. doi: <https://doi.org/10.26509/frbc-ec-201606>.
2. Deloitte (2019). *The economic benefits of improving social inclusion A report commissioned by SBS*. [online] Available at: <https://www2.deloitte.com/content/dam/Deloitte/my/Documents/risk/my-risk-sdg10-economic-benefits-of-improving-social-inclusion.pdf>.
3. Fine, D., London, J., Manyika, F., Pal, E., Sjatil, P., Tacke, K., Tadjeddine, P., Desmond and London (2019). *Inequality: A persisting challenge and its implications*. [online] Available at: <https://www.mckinsey.com/~/media/McKinsey/Industries/Public%20and%20Social%20Sector/Our%20Insights/Inequality%20A%20persisting%20challenge%20and%20its%20implications/Inequality-A-persisting-challenge-and-its-implications.pdf>.
4. International Monetary Fund (2022). *Introduction to inequality*. [online] International Monetary Fund. Available at: <https://www.imf.org/en/Topics/Inequality/introduction-to-inequality>.
5. Polacko, Matthew. "Causes and Consequences of Income Inequality – An Overview" *Statistics, Politics and Policy*, vol. 12, no. 2, 2021, pp. 341-357. <https://doi.org/10.1515/spp-2021-0017>
6. Corak, Miles, 2013. "Income Inequality, Equality of Opportunity, and Intergenerational Mobility," *The Journal of Economic Perspectives*, <https://www.aeaweb.org/articles?id=10.1257/jep.27.3.79>
7. Shorrocks, Anthony F., 1978. "The Measurement of Mobility," *Econometrica: Journal of the Econometric Society*, pp. 1013–1024. <https://www.jstor.org/stable/1911433?seq=1>