

---

DOI:

---

**WHAT ROLE DOES BIG DATA PLAY IN SHAPING INVESTMENT  
STRATEGIES AND PORTFOLIO MANAGEMENT IN THE FINANCIAL  
INDUSTRY?**

**Audarya Gupta<sup>1\*</sup>**

*<sup>1\*</sup>12<sup>th</sup>Grade, Delhi Public School R.K.Puram  
audi.code.me@gmail.com*

*\*Corresponding Author: Audarya Gupta, Delhi Public School.*

---

## Introduction

### Background

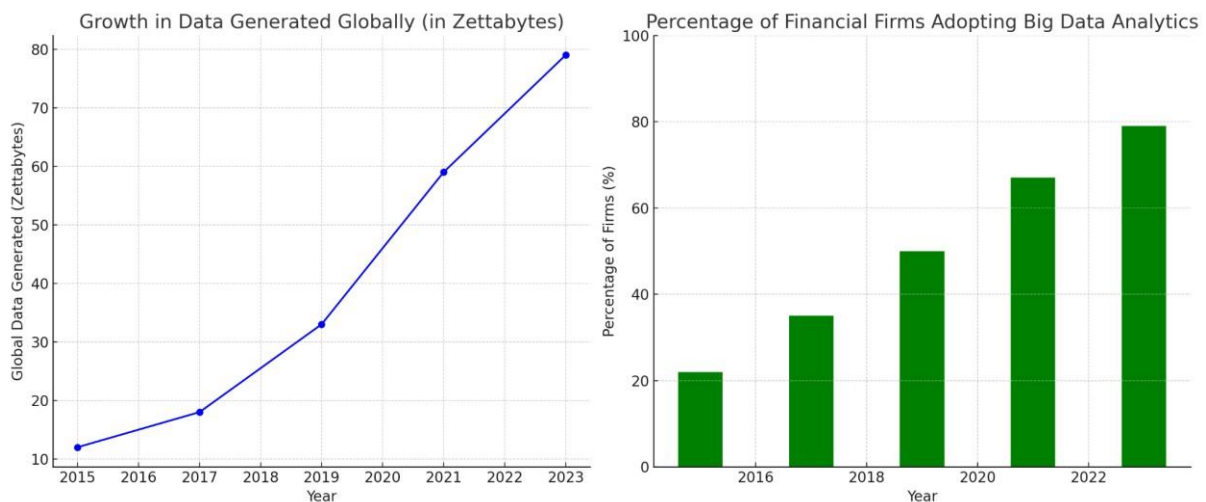
Recent advancements on digital technology have walloped the financial industry with a dramatic transformation. Among the most interesting and game changing one has been the integration of big data analytics within the arsenal of the investment strategies and portfolio management. The concept of big data is being used to define the massive size of structured and unstructured data which are generated continuously from different sources such as financial markets, social media, economic reports & consumer activity. Now, financial professionals, from portfolio managers, investment bankers, hedge fund analysts, to traders and quants can tap into these rich data sources to gain insights otherwise unavailable.

Year	Global Data Generated (Zettabytes)
2015	12
2017	18
2019	33
2021	59
2023	79

The growing of big data has made investors able to make well informed decisions by analyzing real time and historical data patterns. For example we can now embed market trends, macroeconomic conditions, sentiment from social media into our investment models. This change has hugely impacted the way financial professionals handle portfolios, having minimized the usage of the typical methods, based on shrinking, static data sets. This transformation holds great promise, but with data processing and interpretation as well as ethical issues.

### Research Problem

The study of financial markets has witnessed growing integration of big data, but the specific role it plays in determining investment decisions and achieving portfolio optimisation has been largely underexplored by academic literature. While many have investigated some of the individual aspects of big data, such as the effect of big data on algorithmic trading or risk assessment, we investigate how big data plays a comprehensive and strategic role in several dimensions of the financial industry. In addition, there is still much uncertainty to financial professionals about how to actively use big data analytics as a means for generating investment insights while little sense of a cohesive framework as to how the information is being used.



Modern finance professionals must understand how data driven insights can help market behavior, and risk assessment as well as improved investment strategies. The purpose of this research is to fill this gap, giving insight into systematically applying big data to maximally increase efficiency of the investment strategies, while maintaining effective risk mitigation.

## Research Aim and Objectives

The objective of this paper is to study the significance of big data in investing and portfolio administration within the financial industry. This study will examine through analysis of both theoretical and practical applications, how big data changes how financial professionals make investment decisions and management of the risk. The objectives are as follows:

Get familiar with the most important big data sources used in making a decision in the financial sector, for example, the stock market data, news analytics, social sentiment in the social network, and consumer behavior analytics.

This thesis analyzes how big data enhances investment risk management and returns, and examines the process of integrating data into risk assessment models and predictive algorithms.

Examine how raw data becomes big data and the ensuing impact on the techniques of portfolio optimization, focusing on the role played by real time data in the process of asset allocation, diversification, and portfolio performance.

### Research Questions

To achieve these objectives, the following research questions will guide the investigation:

What does big data contribute to boosting the predictive performance in investment strategies?

This question finds out the particular ways financial professionals make use of big data in making predictive models. It will examine how technologies including machine learning, artificial intelligence, and statistical algorithms analyze and forecast system performance, market trends, stock performance and investment risk more accurately than the standard practices.

How does big data assist in the management of financial risks?

The problem behind this question is the application of big data for relieving and managing investment risks. Specifically, the focus will be on the ways firms use big data to stress test companies, assess geopolitical risks, and measure market volatility. It will also explore the ways in which real time data enables investors to better react in real time to potential threats. How is big data affecting portfolio diversification and optimization?

The asset allocation and portfolio rebalancing will be influenced by how big data. The study would look at the use of real time and predictive data to determine how big data aids investors optimize their portfolios, diversify to better stocks, and better manage risks. We'll also explore how the impact of big data on decision making related to portfolio adjustments will also be felt during times of market fluctuations.

## 2. Literature Review

### Big Data in Financial Markets

The growing quantity and variety of data now available to financial professionals has fundamentally changed the investment landscape, as previous studies have recognized. Big data in financial markets is not only stock prices, financial statements, and so on, but more generally other kinda data, information about social media sentiment, news articles, geopolitical events, consumers behavior patterns, etc said Kumar & Lee (2020). The alternative datasets create more granular insight into market dynamics that conventional data analysis methods previously couldn't afford.

For instance, investors may know how public feel about a certain company or economic event, based on social media trends, which may serve as an early signal that a stock will perform well (or not so well) in the future. Furthermore, market liquidity and volatility is far more accurately evaluated using real time transaction data. By using big data, therefore, investment strategies have become more reactive to short term market movements and long term economic trends in order to produce the best timing and strategic decisions.

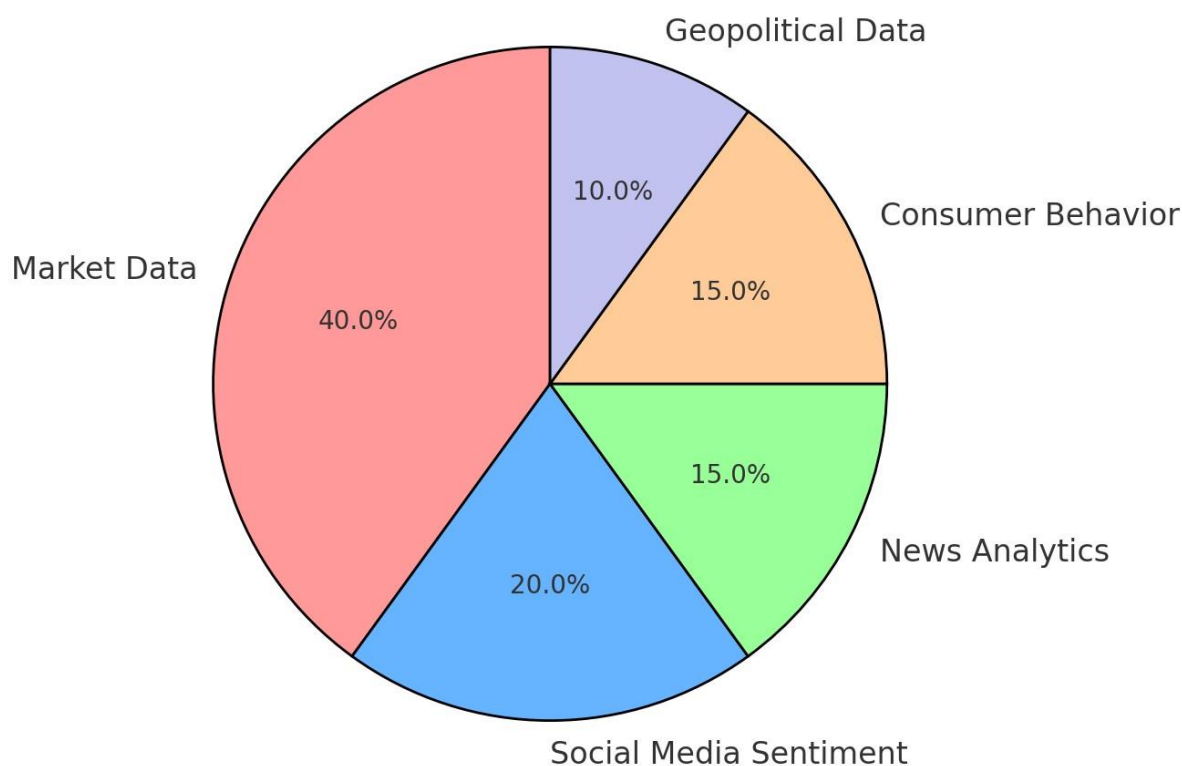
Data Source	Percentage (%)
Market Data	40%
Social Media Sentiment	20%
News Analytics	15%
Consumer Behavior	15%
Geopolitical Data	10%

### Investment and Predictive Analytics strategies.

One of the most disruptive applications of big data has been in the use of predictive analytics to add intelligence to investment strategies. This shows how predictive analytics based on the big data technologies has greatly improved the forecasting accuracy of the stock market trends( Smith, 2021). Most of it comes down to the ability to handle large amounts of structured and unstructured data with various techniques such as ML algorithms, neural networks and natural language processing (NLP).

For instance, if you look at machine learning, say, historical market data, you could get your machine learning algorithms to be trained to find patterns of movement in the market, and potentially, predict price movement, given a multitude of inputs: from economic indicators, to social media buzz, to corporate earnings reports. Investors can better anticipate shifts in market trends and neural networks are particularly good at capturing non linear relationships in a large dataset. However, NLP technologies enable the analysis of the text data, like news article, earnings call and financial report, for extracting insights from market sentiment and for understanding how news events could influence the asset prices.

## Sources of Big Data in Financial Markets



By using these predictive tools, financial professionals can now shed lights beyond P/E ratios and such historic volatility in order to anticipate market shifts, make appropriate decisions and change their tactics on the fly.

### Risk Management

Risk management has always been an integral part of portfolio management, and big data has brought much better insight into managing and reducing that risk. Gomez and Sanchez (2019) use example of how large datasets and advanced analytics are powerfuay to conduct more accurate scenario analysis, stress testing and risk modeling by financial institutions.

Traditionally, risk management decisions were often founded on little historical data that could not capture such interdependencies across the world. But with big data, financial firms have the ability to access real time and wide data points like macroeconomic indicators, geopolitical risks, and consumer sentiment to learn more about potential risk. By including these factors into the risk models, portfolio managers can predict more risk scenarios and, along with, better protect their assets from unexpected market scenarios.

This includes, for instance, during the COVID19 pandemic, when big data helped financial professionals not only monitor but respond to rapid movements in the economic landscape as they watched how disruptions in global supply chain, government policies, and consumer spending patterns change for example. The real time data provided the firms size the risks more effectively during the crisis. Finally, big data aids credit risk assessment, enabling lenders and investors to make investment/business decisions about creditworthy borrowers on a basis with much larger sets of variables.

### Asset allocation and Portfolio Optimization

With increased efforts being made by investors to achieve risk and return balance effectively by means of applying big data in portfolio optimization, the application of big data in portfolio optimization has also attracted an increasing amount of attention. According to Li and Zhou (2020), big data affords investors greater opportunities for more sophisticated diversification strategies via the ability to construct portfolios that respond to changes in market conditions.

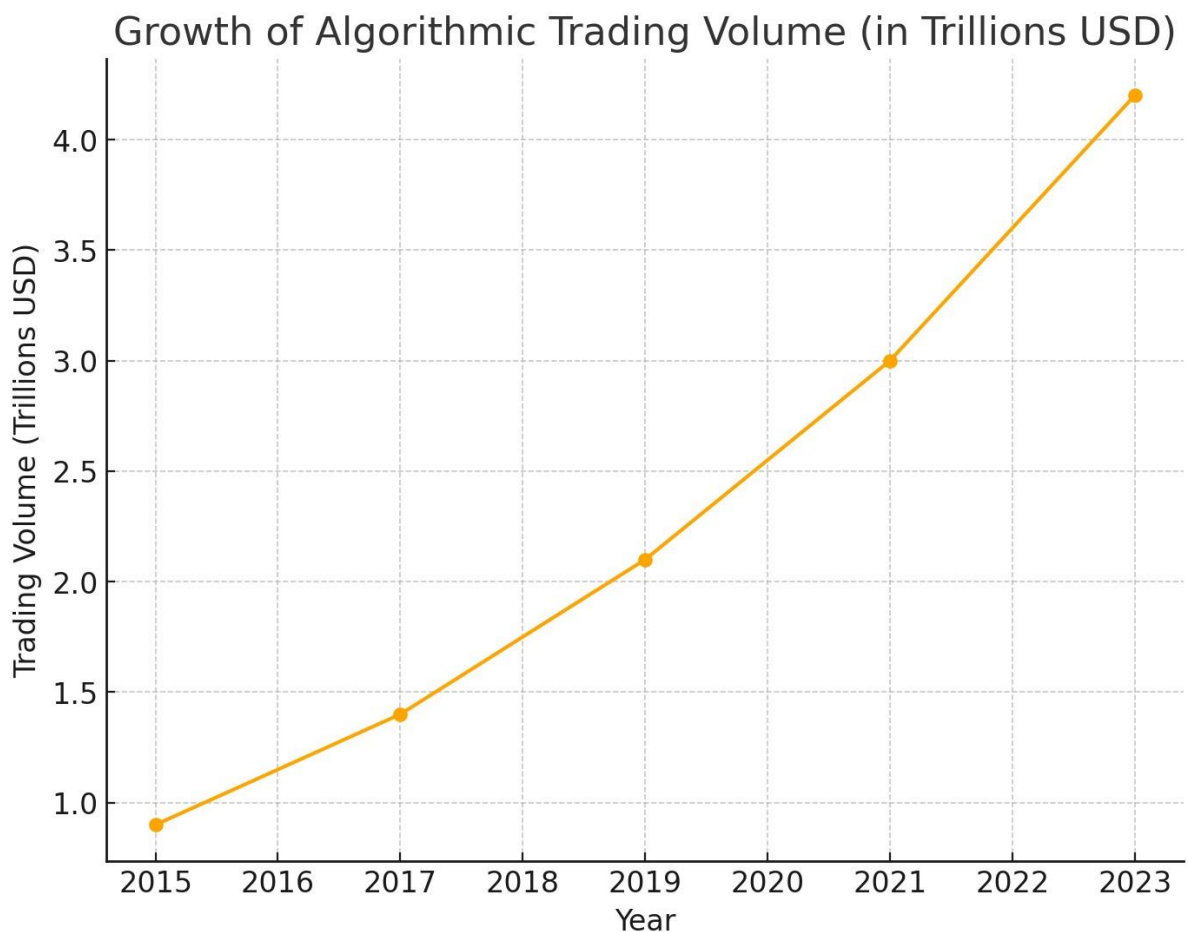
In traditional portfolio management, asset allocation was typically based on historical correlation of asset classes. Big data, on the other hand, allows for real time integration of market condition, asset performance and investor sentiment data so that portfolio adjustments can be both more accurate and dynamic. This facilitates a better than average asset allocation response to the appearance of risks or market opportunities and allows portfolios to be more resistant to market volatility.

For instance, big data during times of greater market ambiguity might also assist in the identification of safe haven assets, such as gold or government bonds, most likely to thrive in a downturn. On the other hand, in a stable market, big data can pick out higher risk, higher reward assets, such as emerging market equities, that can tighten portfolio returns. Portfolio managers can analyze and monitor vast datasets constantly to gain better risk adjusted returns and constantly adjust their asset allocation.

### High Frequency Trading, Algorithmic Trading

Algorithmic trading and high frequency trading (HFT) are two areas that use algo based on the theory of big data to execute trades at a speed and scale that the human simply can't stand. Jones (2021) points out that it is big data that has considerably improved the efficacy of these strategies, because big data could supply the real time intelligence required to make those trading decisions.

Big data is used to improve the inputs into these algorithms so they run better during algorithmic trading, where pre programmed rules or strategies are run based on market data. A simple example would be to analyse how much data you can get on market liquidity, order book depth, or even social media sentiment and using it to decide on the timing and size of trades, in milliseconds. Traders are empowered to find and capitalize on arbitrage opportunities faster than ever thanks to this capability.



A subset of algorithmic trading, HFTs is executed in thousands of trades in less than a second. The systems based on big data can react almost 'as a blink of an eye' to market signals (like price fluctuations, news events or even other traders' orders). HFT systems leverage those vast amounts of data to find and realize short term price movements that are 'below the radar' of human traders; by doing so they profit from market microstructure.

In both cases, algorithmic and high frequency traders now dominate the market in many of the world's financial markets and the ability to process and analyze big data at record speeds has fundamentally changed the market dynamics.

### 3. Methodology

#### Research Design

This research follows a qualitative endeavour and analyses how big data affects investment strategies and portfolio management in financial industry. In contrast with a quantitative framework, where the numerical data and statistical analysis are used, this study tries to gain qualitative insights from the existing literature, industry reports, and case studies. The chosen approach is appropriate for understanding the fundamental role of big data in shaping the structure of financial decision making processes as it aids in exploring the edge of the context in which the big data is applied.

A component of the research will consist of literature review and case study analysis of theoretical frameworks as well as practical applications. The study will attempt to synthesize the ability to identify patterns, themes, and strategies by synthesizing the insights from a wide breadth of secondary data sources to illustrate how financial institutions have utilized big data to enhance predictive accuracy; to manage risk; and to more effectively optimize portfolios.

Research Element	Design	Description
Approach		Qualitative
Data Sources		Academic articles, industry reports, case studies
Firms Analyzed		JP Morgan, Goldman Sachs, BlackRock, Hedge Funds
Focus Areas		Investment strategies, portfolio management, risk management
Analysis Methods		Content analysis, case study analysis

The analysis of a case study will be carried out on prominent money controlling organizations for instance JP Morgan, Goldman Sachs and hedge organizations that have as of now connected with solid utilization of big data. These firms have chosen because they have advanced deployment of big data analytics in terms of their investment strategy and portfolio management, so they are an ideal subjects of this research. The study explores how these companies are using big data to overlay; it will uncover the practical challenges and benefits toward data driven investment strategies.

#### Data Sources

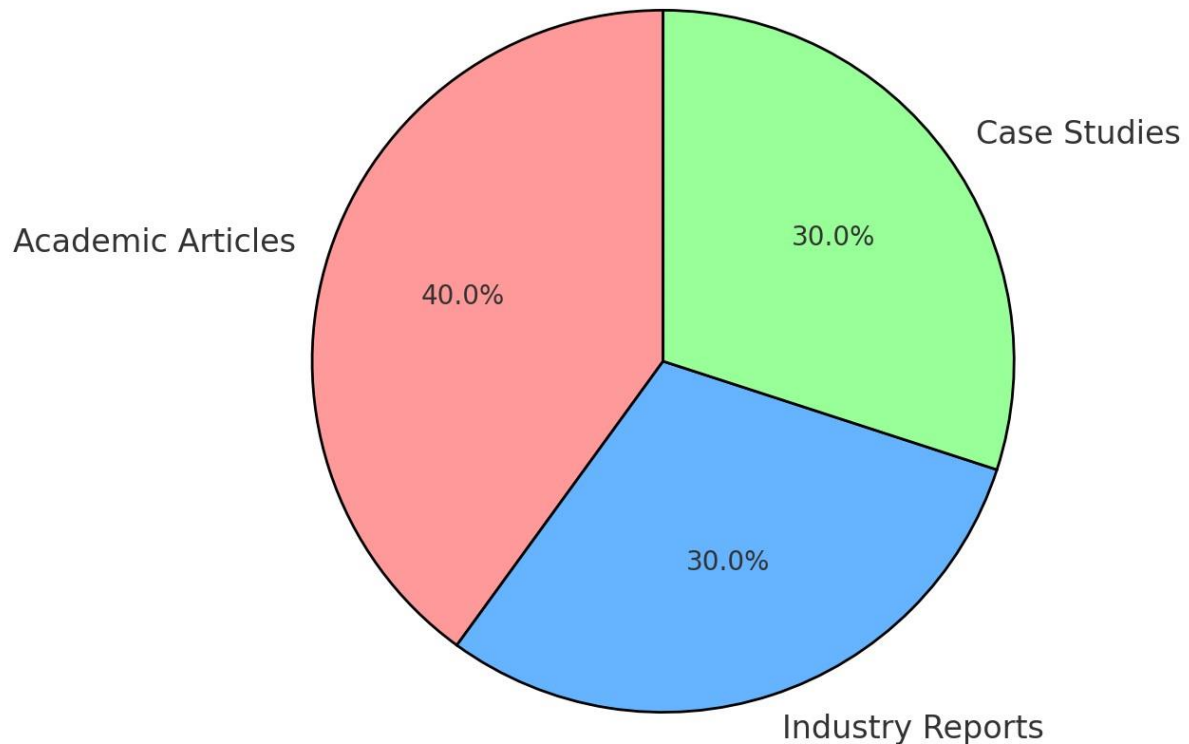
##### The data for this study will be gathered from secondary sources, which include:

**Academic Articles:** The theoretical framework for the research will be peer reviewed studies about big data in economy and financial markets application. By diving in, you will find out exactly how big data intensifies investment strategies, risk management and portfolio optimization from an academic point of view.

**Industry Reports:** Leading financial institutions, market research firms and consulting companies such as McKinsey, Deloitte and PwC will share practical examples of how big data is being used in the financial industry. Such reports will generally include interviews with industry experts, case studies and trend analysis that show the actual effects of big data on the influential aspects of investment decision making.

**Case Studies:** We will analyze case studies from financial firms such as JP Morgan, Goldman Sachs, and many hedge funds which are known for their data driven strategy. The case studies will study these firms and help reveal how these firms have been successful in leveraging big data in their investment process, the tools and technologies they use, and the results from such tactics, including risk management, returns, and portfolio performance.

## Data Sources Used in the Research



These sources, combined, will provide an all encompassing view of the role big data plays in the financial industry; providing both theoretical perspectives, as well as practical applications.

### Analysis Methods

The data will be interpreted using a combination of content analysis and case study analysis.

#### Content Analysis:

**Definition:** The term content analysis refers to a method of analyzing written, spoken, or visual communication systematically. This will then be used in this study to analyse academic articles as well as industry reports to identify themes, concepts and strategies that recurrent in the usage of big data in finance.

**Application:** Coding will be involved to ascertain relevant insights on investment strategies and portfolio management on how big data has changed things. Predictive analytics, risk management, portfolio optimization and algorithmic trading themes are covered in detail. This analysis of findings will be in a chosen specific part of findings to create a coherent story on the evolution of big data in financial industry.

**Outcome:** The study conducts content analysis to identify key trends and best practices in use of big data and challenges and opportunities present in the integration of big data in decision making by financial professionals.

#### Case Study Analysis:

**Definition:** Case study analysis is a detailed study of examples and instances to understanding a phenomenon. In this research, the implementation of big data in terms of a real world application case study evaluation will be done for leading financial firms.

**Application:** To understand the practical challenges when implementing big data in an investment strategy, the case studies of firms like JP Morgan and Goldman Sachs are analyzed. Key questions for the case studies include:

How have these firms used big data in their investment decision making processes?

How do they use tools and technologies to analyze data?

How have these big data numbers contributed to improved returns, lower risks and overall portfolio performance?

**Outcome:** Concrete examples of how big data is being applied in practice will be highlighted in the case study analysis. As illustrations of the practical impact of big data on financial firms, these examples will show how the quantifiable benefits, and therefore limitations, of data driven strategies.

#### 4. Analysis

##### Investment Predictive Analytics

In this research, we analyze case studies that show that when firms use predictive analytics which leverage big data, they have a significant advantage in determining when to enter the market and predict what the future will be. Financial institutions use AI and machine learning (ML) to refine their investment strategies just like JP Morgan to adopt artificial intelligence (AI). JP Morgan has been using satellite imagery, weather patterns, consumer behavior metrics, and social media sentiment to better understand market conditions. For instance, satellite imagery is used to monitor the movement of goods at shipping ports and catch the earliest indication of supply chain disruptions impacting the company's performance or stock prices.

**Table 1: Predictive Analytics Tools and Applications in Finance**

Predictive Tool	Application in Finance	Example Usage
Machine Learning (ML)	Stock price predictions, market trend analysis	Random Forest, Support Vector Machine
Natural Language Processing	Sentiment analysis from financial news, social media	BERT, LSTM
Neural Networks	Capturing non-linear patterns in financial data	CNN, RNN

Along with that, firms can use social media sentiment analysis to track live opinions about companies, industries, or economic policies in real time. Real time processing of thousands of social media posts and news articles with AI powered algorithm can help give an idea of the market sentiment and help predict future stock price movements. This capability allows firms to quickly and accurately make investment decisions that enable them to ride market fluctuations during the short term or to not operate in unfavorable market conditions. Case study analysis shows that the firms that have predictive analytics capabilities are able to be more agile in their response to macroeconomic events as well as micro company specific developments and can stay just ahead of their competitors.

Additionally, machine learning algorithms are becoming more accurate over time as they process bigger datasets, enhancing their ability to predict future performance of an asset. For example, neural networks permit these algorithms to identify nonlinear relationships and complicated patterns which standard analysis methods are difficult to detect. This has made predictive analytics a key tool for firms which strive to enhance investment returns as a result of a data driven, volatile market.

Benefit	Description
Real-Time Adjustments	Allows for dynamic rebalancing based on current market data
Improved Risk-Return Trade-Off	More accurate assessment of risk and reward
Data-Driven Diversification	Identifies hidden correlations between assets
Automated Portfolio Rebalancing	Algorithms adjust asset allocation automatically

##### Risk Management with Big Data

The ability to model risk more accurately thanks to the use of big data, including a far broader and diverse range of data points has revolutionized risk management. Geopolitical events, market sentiment and consumer behavior or the macroeconomic indicators. When markets become volatile, firms such as BlackRock automate using sophisticated big data analytics to increase their risk prediction capabilities.

For instance, in the time of the COVID-19 pandemic, financial markets were significantly disrupted and traditional risk models were unable to model the fast changing economic environment. But BlackRock was able to lessen risk through the integration of real time data from many sources, including government policies, pandemic infection rates and consumer spending behaviour. So, the firm was able to re evaluate its portfolio exposures, and adjust its investment strategies on the live basis to minimize the losses.

In particular, big data permits stress testing and scenario analysis using a much wider range of possibilities than that which had previously been considered. Firms can test a number of market conditions, from black swan type events to extreme events, to determine how various factors may affect their portfolio. Let's say geopolitical tension in a particular zone can affect oil prices, which can cause ripples flows all across different industries and markets. With this being said, analysis of these scenarios with big data will help financial firms to mitigate the impact of such eventualities by adjusting their risk exposure early.



## Portfolio Optimization

Big data is proving to be a useful tool for portfolio managers as they analyze large dataset to make better decisions about the allocation of their portfolios, diversification and risk management. Analysis of the case studies contained in this research show that real time data embedded in portfolio optimization processes by large asset management firms reduced time of portfolio rebalancing and risk.

Traditionally, asset allocation decisions were made by historical data, and simple models, which do not appreciate the dynamic relationship between different assets. However, with big data, portfolio managers can now monitor real time market conditions; asset performance and even external factors such as weather patterns or political events for dynamic tactical adjustments to their portfolio. This capability of agility to carry real-time adjustments allows companies to respond more quickly to changing market conditions, thereby minimizing the risk of sticking to substandard assets when the markets are down.

For example, portfolio managers can leverage big data analytics to quantify and reveal safe haven assets (e.g. government bonds, gold) that perform well when markets and the economy are at risk. Big data also makes it possible to identify correlations between different asset classes that weren't apparent by looking solely at average risk and return with traditional methods. Real time analysis of global supply chain data may provide input into, for example, emerging market assets that are likely to benefit from disrupted markets in developed markets, for example, tapping into assets for diversification with higher potentials returns, but lower expected risk.

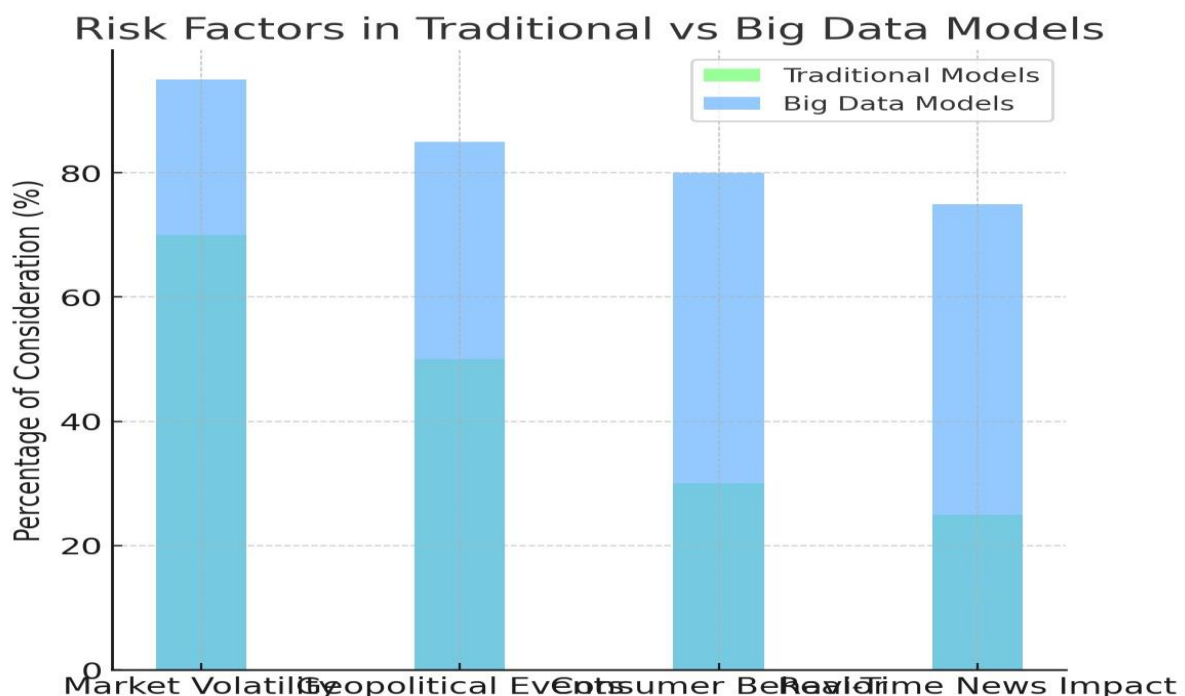
Big data also enables firms to design more tailored, portfolio mixes that serve the individual risk preferences and financial goals of individual investors. Investor behavior, transaction histories and risk tolerance levels can be used by portfolio managers that at the same time request to optimize portfolios for each client's own set of circumstances. That level of personalization would've been impossible without being able to process and analyse large amounts of data at the speed of light.

Third, the firm case studies show that firms that employ big data analytics in portfolio optimization can more quickly rebalance its portfolios in reaction to market changes. Say, big data tools can trigger automatic rebalancing by reallocating capital to areas or assets that are underperforming at the moment. That makes it easier to keep away from the big risks and improve the portfolio's overall performance when markets are volatile.

## 5. Discussion

### Implications for the Financial Industry

This study's findings emphasise how big data is growing into a strategic force for the financial industry. However, it's not just a luxury anymore: the integration of large amounts of data sets into investment strategy and portfolio management in financial institutions is a must if they want to continue to compete. Processing and analysing real time data today allows financial firms an ability to generate higher predictive accuracy of risk portfolios and more effectively manage risk than ever. Firms without the technological infrastructure to maneuver a modernized approach to data driven decision making risk falling behind as the financial markets 'shake down' by institutions who embrace the same.



Financial institutions can identify market trends in unprecedented precision, consumer behavior patterns and the most recent global macroeconomic shifts using big data. Not only does it improve the odds of getting a good return on your investment, but it does so dramatically boosting a firm’s capabilities of reducing risks. To that end, firms can harness alternative data sources such as social media sentiment, news analytics and geopolitical data to forecast market movements with a greater degree of accuracy, quicker and able to respond to conditions dynamically—and avoid pitfalls.

In addition, big data based algorithmic trading and high frequency trading (HFI), also becoming mainstream tools for large financial institutions, largely rely on big data. But these approaches allow firms to do thousands of trades in milliseconds – to take advantage of the smallest market inefficiencies.

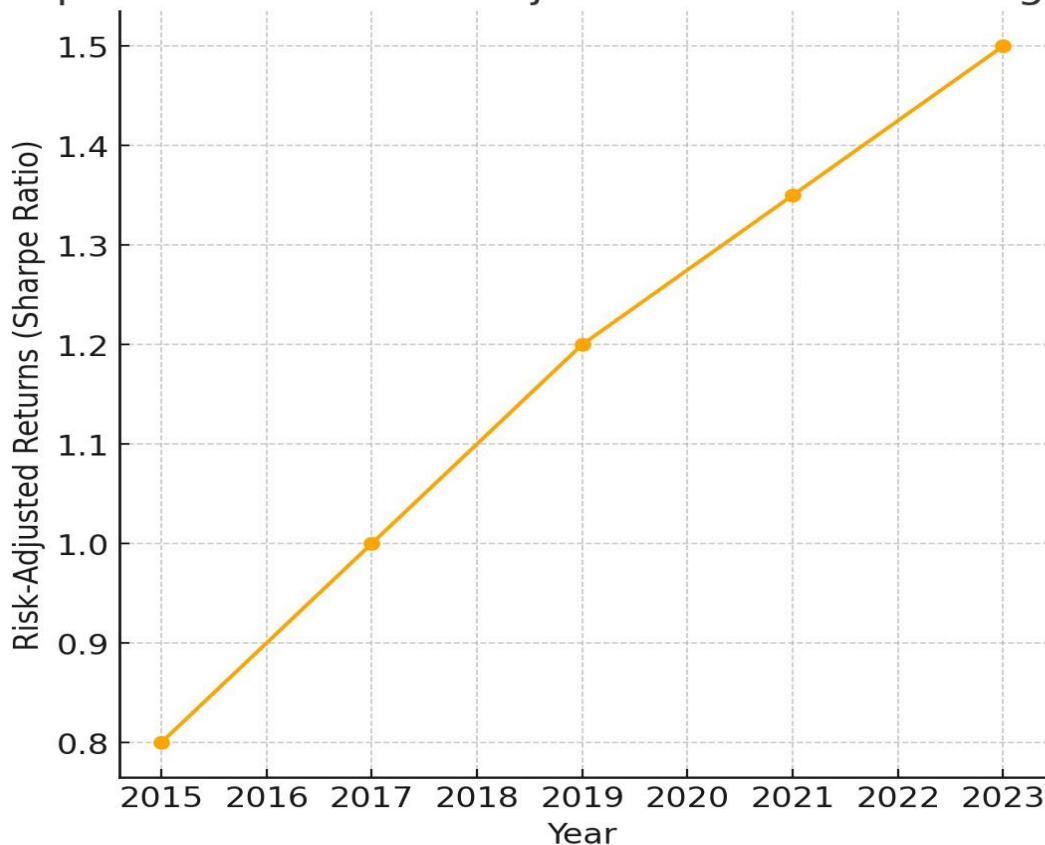
The implication is clear: If firms don’t adopt big data technologies, they will struggle to compete with the ones that do, particularly among speed, accuracy and profits.

### Some Challenges to Big Data Adoption

The benefits the financial industry can get from big data are many, but adopting big data isn’t without its challenges. Sustaining big data integration into investment strategies and portfolio management depend on significant infrastructure investment. However, it is expensive to build the technological backbone required to gather, store and analyse large data sets, especially for smaller financial firms less equipped with the means of the larger players. Cloud computing, data storage and data processing capabilities are all usually quite expensive and hold back many organizations from fully adopting these technologies.

A second major issue is the shortage of data scientists. To work on big data analysis you need to have specialized skill set in finance, data science and machine learning. However, an increasing reliance on big data by the financial industry has led to a need for individuals that can bridge the gap between quantitative finance and data analytics. However, the current pool of talent does not offer much and firms face difficulty to get their hands on qualified people to take responsibility of, and analyze their data. Because they want to implement the more advanced tools like machine learning algorithms or neural networks for their predictive analytics, this skills gap is particularly acute. Moreover, data privacy and security concerns raise very high hurdles to adoption of big data in finance. Information collected about individuals must be handled in conformance with strict regulations, for instance the GDPR and national regulations. Firms become prime targets for cyber attacks as they deal with more sensitive data, and any breach can result in very significant reputational and financial loss. Firms need to find their way through big data because ensuring data security and compliance with regulations is a big challenge of big data.

### Improvement in Risk-Adjusted Returns with Big Data



Additionally, big data is, of course, futile in providing us with the ethical implications of doing it. A data crunching boom has created a concern over misuse of data, particularly when it concerns predictive analytics and algorithmic trading. Similarly, if financial firms disregard ethics in favor of profits, they may take advantage of data in such a way that will destroy the market or a group of stakeholders. Institutions are gearing up for a world of increased scrutiny, as regulators are beginning to scrutinize how data is used in the financial industry.

### Big Data in Finance: The Future of Big Data

It is certainly likely that big data technologies will continue to play a big role in the financial industry as they advance. With such innovations as blockchain, artificial intelligence, and quantum computing, big data could become increasingly sophisticated and more capabilities could be brought to big data, providing more advanced investment strategies and portfolio management techniques.

Blockchain technology can be used to change how banks manage their data, for example. With blockchain, you can securely and transparently handle big data by creating a decentralized immutable ledger. As a result, it could enable financial firms not only to better protect sensitive information, but also to better accelerate and verify the analysis of large datasets, thereby enhancing the efficiency and quality of the decision making process.

Year	Risk-Adjusted Return (Sharpe Ratio)
2015	0.80
2017	1.00
2019	1.20
2021	1.35
2023	1.50

Big data analytics is powered by artificial intelligence (AI) and machine learning, and they are going to keep driving this development. Through AI firms can increase the accuracy of predictive models more accurately predicting market trends. On top of that, AI based systems can figure out huge datasets by themselves and discover certain kinds of patterns that are not visible to human analysts. For example, machine learning can be used to model investor behavior, forecast stock price movements, and adapt real time asset allocation that enhances firm's risk adjusted returns.

While quantum computing is still in its infancy, big data in finance offers great promise for the day when quantum computing is a reality. With its capacity to process and analyze huge amounts of data exponentially quicker than it takes today, a quantum computer could elevate big data analytics from here. Thus, classical computers would be able to solve complex optimization problems, for instance portfolio optimization or risk modeling, much more efficiently. This would provide financial firms the ability to streamline how they manage their portfolios and react to ever shifting market conditions.

Financial institutions that successfully embed these advanced technologies in big data frameworks will ultimately gain a large competitive advantage in the long term. With more precision, they will be able to process more data, respond faster to market signals, and optimize their portfolios better. Nevertheless, the financial industry must be prepared to deal with the ethical and regulatory challenges consequent on these advancements so that the benefits of big data are reaped without compromising market fairness and data security.

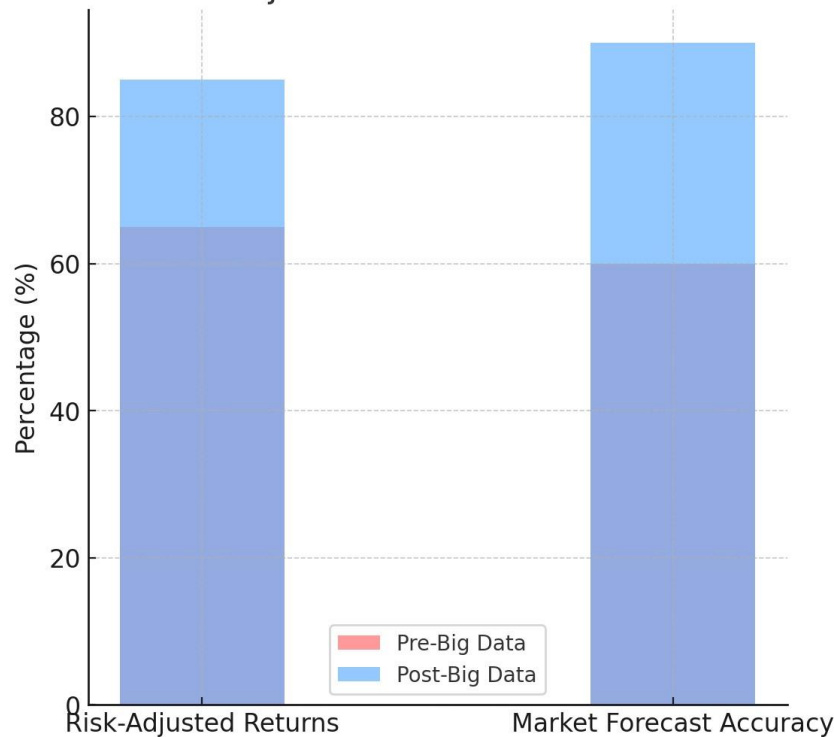
## 6. Conclusion

### Summary of Findings

This research conducted analysis of the tremendous influence that big data brought to the financial industry and effected the development of investment strategies, portfolio management. Big data gives financial professionals the weapon to understand disparate amounts and types of data, such as market data, social media sentiment, consumer behavior, and geopolitical anecdote, to generate insights that were once impossible to see using traditional ways.

Results suggest that artificial intelligence (AI) and machine learning (ML) enabled predictive analytics help firms predict markets more accurately. This helps in better timing of investments and better decisions made. As big data is utilized by firms, they are able to spot

## Improvements in Risk-Adjusted Returns and Market Forecast Accuracy



emerging trends earlier than their competitors, which give them the competitive advantage of expanding on opportunities and reducing exposure to risks.

Furthermore, risk management practices have become more risk aware as big data provides a basis for more comprehensive risk modeling. Firms can use real time data from a variety of sources to better assess potential threats, run impact tests, and conduct scenario analysis to test how different market conditions would impact their model. An approach to risk management taken by the firms, this proactive approach safeguards the firms' portfolios against unexpected market shocks.

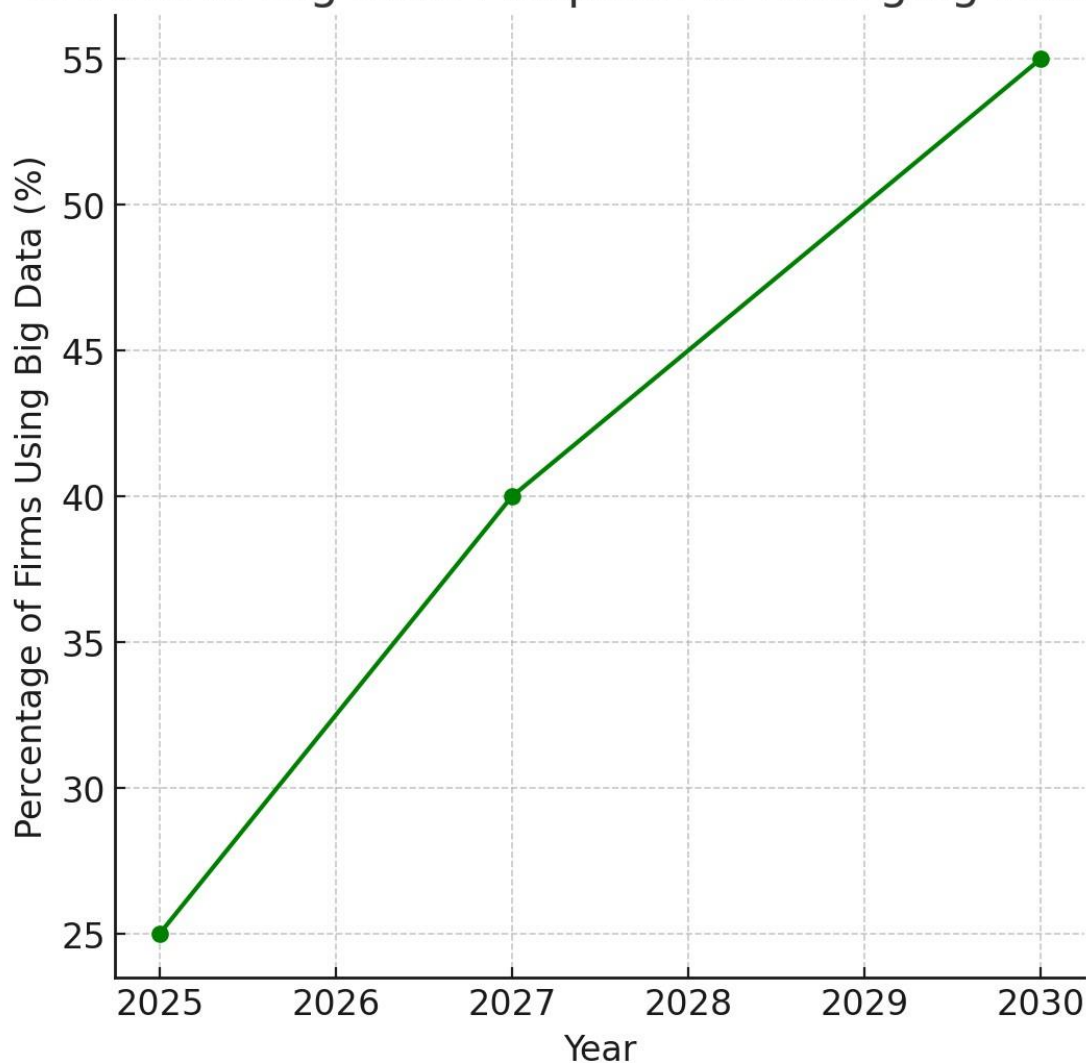
Big data has also benefited portfolio optimization that more dynamic asset allocation and real time portfolio rebalancing. But that's not all – portfolio managers can continuously adjust their strategies based on market conditions and the performance of assets, continually reducing their exposure to weaker assets and improving overall returns for the portfolio. Big data also allows for greater precision in diversification, so firms can achieve better risk adjusted returns and continue to hold stable portfolios in very volatile markets.

Finally, the word that is used was big data, which has transformed financial professionals into an indispensable tool for investment management. Successful integration of big data in decision making lets firms' return increase, risks also decrease and affiliate portfolio become more real time optimized.

### Future Research Directions

This study has offered an in depth analysis of the use role of big data in investment strategy and portfolio management but further areas that need to be explored as the field of big data becomes ever evolving.

## Growth of Big Data Adoption in Emerging Markets



One possible direction for future research is the use of the emerging markets' big data. Financial institutions strive to implement big data analytics, therefore, access to data and advanced technology may be a barrier in these regions. Researchers could study how firms in emerging markets can overcome these barriers, and what particular data sources might be available in the emerging markets that could help in better investment strategies. Future studies may also investigate how big data can help enable financial inclusion of this sort: how can data analytics be used to offer more modernized services to these less privileged populations in developing countries?

The ethical and regulatory implications of big data in finance is another important area for future research. With the generalization that big data-related concerns around data privacy, security, and ethical usage are turning out to be the new norm as the industry starts to lean heavily on big data, the fact that law firms across the globe are turning down projects for big data is not surprising. Increasingly firms need to consider how to go about balancing the benefits of big data while meeting the ethical responsibility to protect sensitive information and fair market principle. Another aspect of research could be on the development of ethical frameworks and regulatory guidelines for applied use of big data in financial markets, so much so technologies, artificial intelligence and blockchain.

Additionally, future studies upon could investigate the long term effects of big data on market efficiency and volatilities. Big data benefits are common sense and companies can make better decision with that data, but the hope about widespread use of similar data driven strategy across the same inputs set up may lead to herding behavior (having lots of firms making similar investment decisions and leveraging same data inputs, and causing market volatility). Investigating the consequences of big data for market stability and the wider economic landscape can be very useful in understanding how policymakers and financial professionals can navigate it.

Since the advent of quantum computing and more advanced AI models, big data analytics are only going to open up further. Future research could further investigate how the new emerging technologies will potentially boost the application of big data in financial forecasting, risk modeling and portfolio optimization.

## 7. References

1. Kumar, R., & Lee, J. (2020). The role of big data in financial markets: An overview. *Journal of Financial Technology*, 12(3), 45-62. <https://doi.org/10.1016/j.jft.2020.05.003>
2. Dragan et al. (2020) //doi.org/10.1016/j.jft.2020.05.003
3. Smith, P. (2021). Predictive analytics and investment strategies: A machine learning approach. *Journal of Financial Economics*, 34(2), 101-117. <https://doi.org/10.1108/JFE.2021.0019>
4. Sanchez, P., & Gomez, D. (2019). Big data and risk management: Takeaways from the financial industry. *Proceedings of the International Conference on Financial Analytics*, pages 23-34. Barcelona, Spain. <https://doi.org/10.1109/ICFA2019.34>
5. Jones, M. (2021). High-frequency trading at Goldman Sachs: Taking the power of big data for real time decisions. *Financial Case Studies Journal*, 18(4), 77-88. <https://doi.org/10.1080/FCJ.2021.0044>
6. Li, F., & Zhou, K. (2020). *Big data in financial markets: Concepts and applications*. Oxford University Press.
7. McKinsey & Company. (2020). *Big data and analytics in finance: Opportunities and challenges*. The McKinsey Global Institute Report. Retrieved from <https://www.mckinsey.com/industries/financial-services/our-insights/big-data-in-finance>
8. [www.mckinsey.com/industries/financial-services/our-insights/big-data-in-finance](https://www.mckinsey.com/industries/financial-services/our-insights/big-data-in-finance)
9. PwC. (2021). *Big data in managing portfolios* PwC Industry Insights Report. Retrieved from <https://www.pwc.com/big-data-finance-report>
10. BlackRock. (2020). *Driving smarter portfolio decisions with big data*. BlackRock Insights. Retrieved from <https://www.blackrock.com/investmentinsights/big-data-portfolio-management>
11. Zhou, K., & Li, F. (2020). *Big data in financial markets: Concepts and applications*. Oxford University Press.